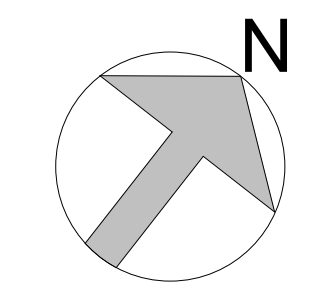
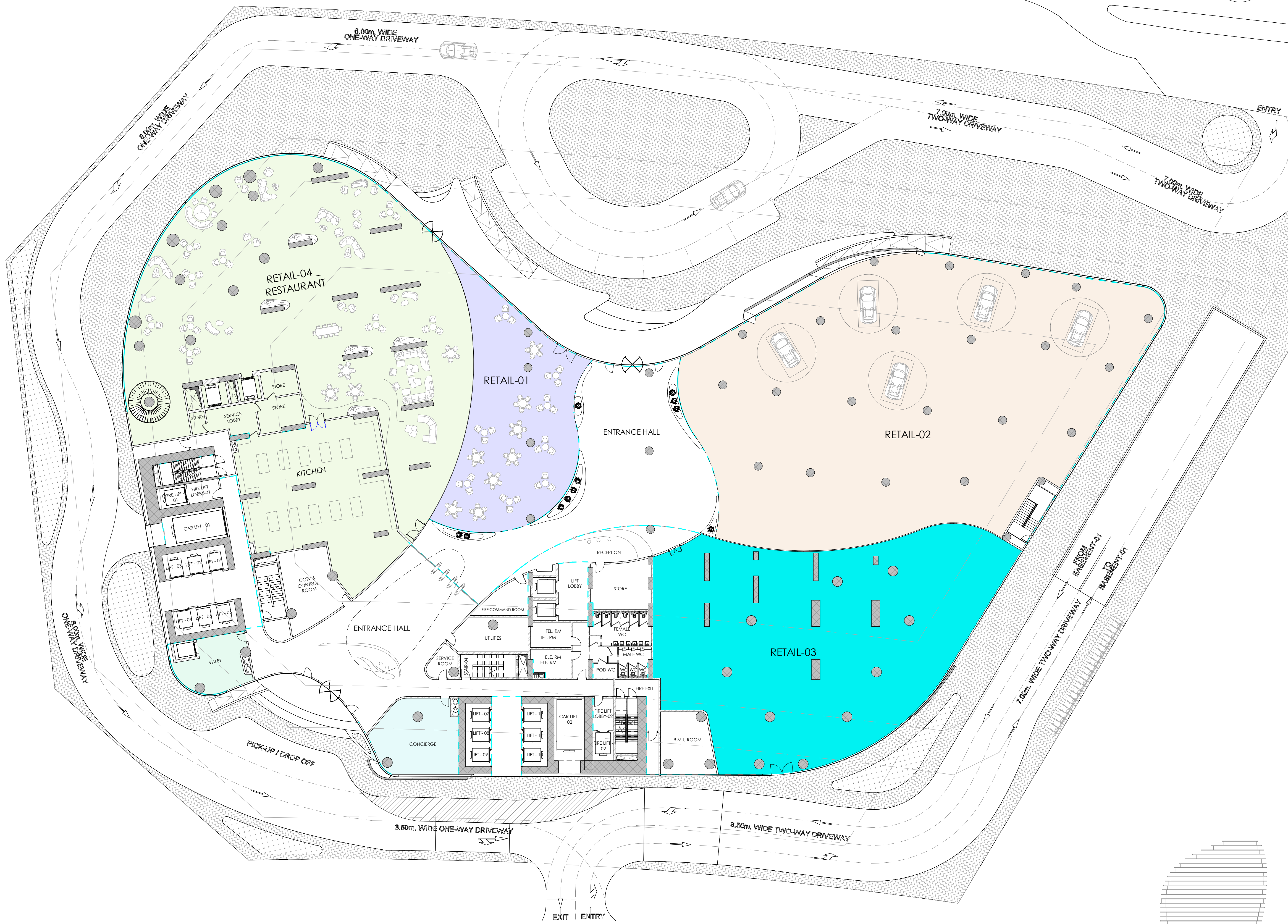


GROUND FLOOR PLAN



COMMON SPECIFICATIONS

CORRIDOR FLOORING	BOOKMATCHED CALACATTA ORRO + ACCENT OF SOLADITE BLUE MARBLE
CORRIDOR SKIRTING	CALACATTA ORRO
CORRIDOR WALLS	TAN OAK WOOD + DECORATIVE PAINT + CALCATTA ORRO + SOLADITE BLUE + SHINY CHROME
CORRIDOR CEILINGS	PAINT AND CHROME TRIM
TERRACE	COMPOSITE DECKING

NO. OF PASSENGER LIFT	12 LIFTS
NO. OF SERVICE LIFTS	2 LIFTS
NO. OF CAR LIFTS	2 LIFTS

FIRE FIGHTING SYSTEM

SMART SYSTEM SPECIFICATIONS

- Voice Controlled Systems:** Integrating systems like Amazon's Alexa, Google Home, or Apple's Siri for voice-activated controls across the house – from playing your favourite music to drawing the blinds. Turning lights on/off, controlling temperatures...
- Security Systems:** Advanced security systems will include biometric locks, CCTV cameras, and intrusion detection systems.
- Energy Management:** Smart thermostats and energy-efficient appliances will be linked to provide data on energy usage and offer insights on how to save energy and reduce utility bills.
- Automated Blinds and Curtains:** Automated Blinds and Curtains: These could adjust based on the sunlight to help with energy management or could be scheduled to open or close at specific times.
- Smart Kitchen Appliances.**

ACOUSTIC SPECIFICATIONS

- The facades feature high-performance curtain walls providing both stunning panoramic views and exceptional sound insulation with impressive Sound Transmission Class (STC) ratings.
- The curtain walls are designed with special seals and gaskets to enhance sound isolation, promoting a tranquil living experience.
- The windows have a high Outdoor-Indoor Transmission Class (OITC) rating, designed to reduce both high and low-frequency sounds from external sources like traffic and aircraft.
- The doors in all units, both exterior and interior, are designed with superior acoustic properties, mirroring the commitment to acoustic comfort and privacy.
- The layout of the units optimizes noise reduction between rooms, with thoughtful use of wall, floor, and ceiling materials to absorb sound and reduce echoes.
- The HVAC and drainage systems operates quietly, designed with noise-reducing features to ensure minimal noise disruption.
- Overall, the units are a sanctuary of serenity and peace, with every detail carefully designed for acoustic comfort, offering a luxurious and peaceful living experience in the heart of the metropolis.

EXTRA FEATURES

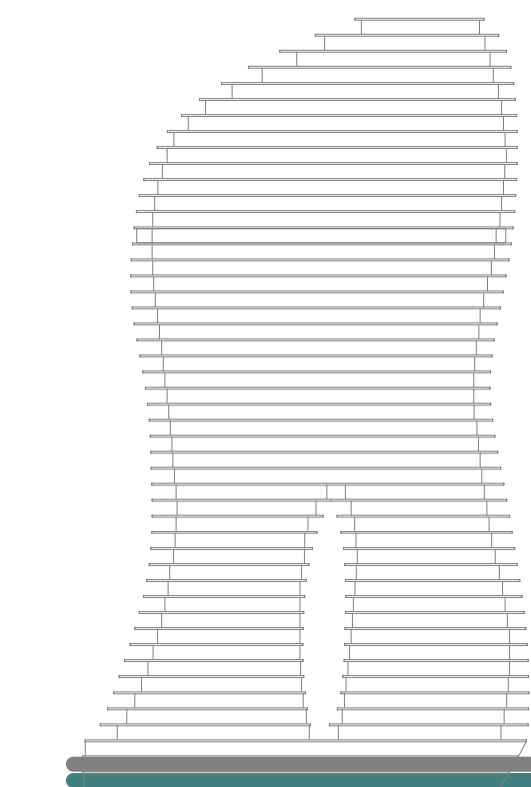
PRIVATE POOL SIZES	<ul style="list-style-type: none"> 1.20 X 2.70 X 1.00 1.75 X 3.20 X 1.00 1.75 X 4.00 X 1.00 2.30 X 5.00 X 1.00 6.00 X 8.00 X 1.00
--------------------	--

NUMBER OF PARKING	<ul style="list-style-type: none"> 2 BEDROOM : 3 PARKINGS AT THE BASEMENT 3 BEDROOM : 5 PARKINGS AT THE BASEMENT 4 BEDROOM : 7 PARKINGS AT THE BASEMENT PENTHOUSE : 10 PARKINGS AT THE BASEMENT SKY MANSION : 20 PARKINGS AT THE BASEMENT
-------------------	--


CAR LIFT	<ul style="list-style-type: none"> RIGHT SIDE IS SERVING [3702 3802] LEFT SIDE IS SERVING [3701 3801 3901 4001 4101 4201 4301]
----------	--

VIEW ANALYSIS

- BURJ KHALIFA | RIVIERA BEACH | CANAL
- BURJ KHALIFA | RIVIERA BEACH
- RIVIERA BEACH
- DUBAI WATER CANAL | BUSINESS BAY

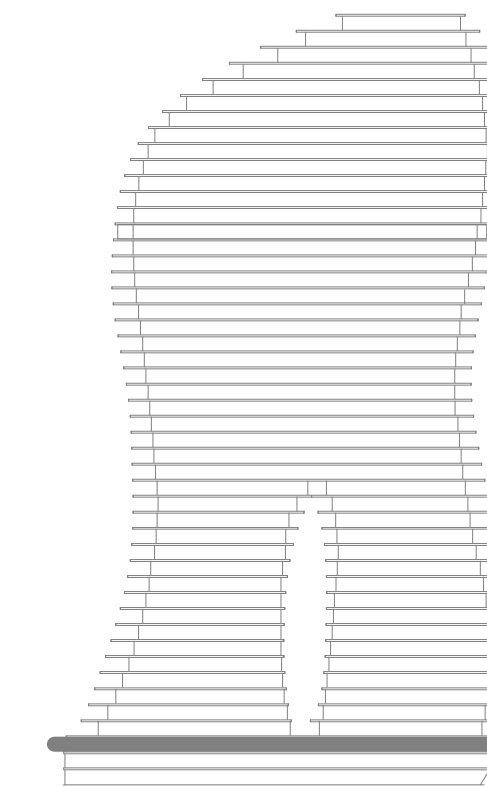


1ST PODIUM FLOOR PLAN



VIEW ANALYSIS

- BURJ KHALIFA | RIVIERA BEACH | CANAL
- BURJ KHALIFA | RIVIERA BEACH
- RIVIERA BEACH
- DUBAI WATER CANAL | BUSINESS BAY



COMMON SPECIFICATIONS

CORRIDOR FLOORING	BOOKMATCHED CALACATTA ORRO + ACCENT OF SOLADITE BLUE MARBLE
CORRIDOR SKIRTING	CALACATTA ORRO
CORRIDOR WALLS	TAN OAK WOOD + DECORATIVE PAINT + CALACATTA ORRO + SOLADITE BLUE + SHINY CHROME
CORRIDOR CEILINGS	PAINT AND CHROME TRIM
TERRACE	COMPOSITE DECKING

NO. OF PASSENGER LIFT	12 LIFTS
NO. OF SERVICE LIFTS	2 LIFTS
NO. OF CAR LIFTS	2 LIFTS

FIRE FIGHTING SYSTEM

SMART SYSTEM SPECIFICATIONS

- Voice Controlled Systems:** Integrating systems like Amazon's Alexa, Google Home, or Apple's Siri for voice-activated controls across the house – from playing your favourite music to drawing the blinds. Turning lights on/off, controlling temperatures...
- Security Systems:** Advanced security systems will include biometric locks, CCTV cameras, and intrusion detection systems.
- Energy Management:** Smart thermostats and energy-efficient appliances will be linked to provide data on energy usage and offer insights on how to save energy and reduce utility bills.
- Automated Blinds and Curtains:** Automated Blinds and Curtains: These could adjust based on the sunlight to help with energy management or could be scheduled to open or close at specific times.
- Smart Kitchen Appliances.**

ACOUSTIC SPECIFICATIONS

- The facades feature high-performance curtain walls providing both stunning panoramic views and exceptional sound insulation with impressive Sound Transmission Class (STC) ratings.
- The curtain walls are designed with special seals and gaskets to enhance sound isolation, promoting a tranquil living experience.
- The windows have a high Outdoor-Indoor Transmission Class (OITC) rating, designed to reduce both high and low-frequency sounds from external sources like traffic and aircraft.
- The doors in all units, both exterior and interior, are designed with superior acoustic properties, mirroring the commitment to acoustic comfort and privacy.
- The layout of the units optimizes noise reduction between rooms, with thoughtful use of wall, floor, and ceiling materials to absorb sound and reduce echoes.
- The HVAC and drainage systems operate quietly, designed with noise-reducing features to ensure minimal noise disruption.
- Overall, the units are a sanctuary of serenity and peace, with every detail carefully designed for acoustic comfort, offering a luxurious and peaceful living experience in the heart of the metropolis.

EXTRA FEATURES


PRIVATE POOL SIZES	<ul style="list-style-type: none"> • 1.20 X 2.70 X 1.00 • 1.75 X 3.20 X 1.00 • 1.75 X 4.00 X 1.00 • 2.30 X 5.00 X 1.00 • 6.00 X 8.00 X 1.00
--------------------	--

NUMBER OF PARKING	<ul style="list-style-type: none"> • 2 BEDROOM : 3 PARKINGS AT THE BASEMENT • 3 BEDROOM : 5 PARKINGS AT THE BASEMENT • 4 BEDROOM : 7 PARKINGS AT THE BASEMENT • PENTHOUSE : 10 PARKINGS AT THE BASEMENT • SKY MANSION : 20 PARKINGS AT THE BASEMENT
-------------------	--

CAR LIFT	<ul style="list-style-type: none"> • RIGHT SIDE IS SERVING [3702 3802] • LEFT SIDE IS SERVING [3701 3801 3901 4001 4101 4201 4301]
----------	--

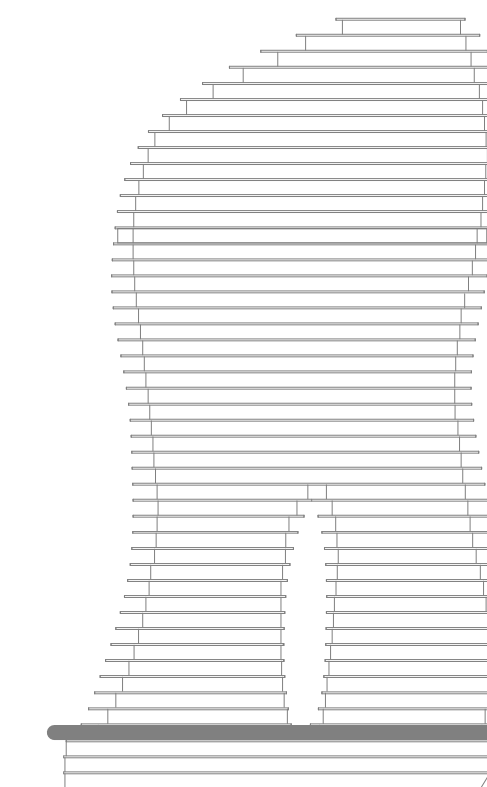
HEALTH CLUB

LEVEL 01 - HC FLOOR PLAN



VIEW ANALYSIS

- BURJ KHALIFA | RIVIERA BEACH | CANAL
- BURJ KHALIFA | RIVIERA BEACH
- RIVIERA BEACH
- DUBAI WATER CANAL | BUSINESS BAY



COMMON SPECIFICATIONS

CORRIDOR FLOORING	BOOKMATCHED CALACATTA ORRO + ACCENT OF SOLADITE BLUE MARBLE
CORRIDOR SKIRTING	CALACATTA ORRO
CORRIDOR WALLS	TAN OAK WOOD + DECORATIVE PAINT + CALACATTA ORRO + SOLADITE BLUE + SHINY CHROME
CORRIDOR CEILINGS	PAINT AND CHROME TRIM
TERRACE	COMPOSITE DECKING

NO. OF PASSENGER LIFT	12 LIFTS
NO. OF SERVICE LIFTS	2 LIFTS
NO. OF CAR LIFTS	2 LIFTS

FIRE FIGHTING SYSTEM

SMART SYSTEM SPECIFICATIONS

- Voice Controlled Systems:** Integrating systems like Amazon's Alexa, Google Home, or Apple's Siri for voice-activated controls across the house – from playing your favourite music to drawing the blinds. Turning lights on/off, controlling temperatures...
- Security Systems:** Advanced security systems will include biometric locks, CCTV cameras, and intrusion detection systems.
- Energy Management:** Smart thermostats and energy-efficient appliances will be linked to provide data on energy usage and offer insights on how to save energy and reduce utility bills.
- Automated Blinds and Curtains:** Automated Blinds and Curtains: These could adjust based on the sunlight to help with energy management or could be scheduled to open or close at specific times.
- Smart Kitchen Appliances.**

ACOUSTIC SPECIFICATIONS

- The facades feature high-performance curtain walls providing both stunning panoramic views and exceptional sound insulation with impressive Sound Transmission Class (STC) ratings.
- The curtain walls are designed with special seals and gaskets to enhance sound isolation, promoting a tranquil living experience.
- The windows have a high Outdoor-Indoor Transmission Class (OITC) rating, designed to reduce both high and low-frequency sounds from external sources like traffic and aircraft.
- The doors in all units, both exterior and interior, are designed with superior acoustic properties, mirroring the commitment to acoustic comfort and privacy.
- The layout of the units optimizes noise reduction between rooms, with thoughtful use of wall, floor, and ceiling materials to absorb sound and reduce echoes.
- The HVAC and drainage systems operate quietly, designed with noise-reducing features to ensure minimal noise disruption.
- Overall, the units are a sanctuary of serenity and peace, with every detail carefully designed for acoustic comfort, offering a luxurious and peaceful living experience in the heart of the metropolis.

EXTRA FEATURES

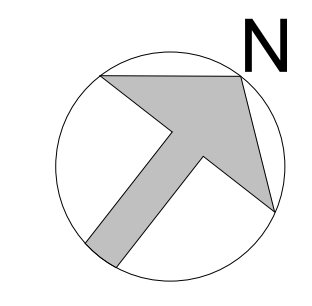
PRIVATE POOL SIZES	<ul style="list-style-type: none"> • 1.20 X 2.70 X 1.00 • 1.75 X 3.20 X 1.00 • 1.75 X 4.00 X 1.00 • 2.30 X 5.00 X 1.00 • 6.00 X 8.00 X 1.00
--------------------	--

NUMBER OF PARKING	<ul style="list-style-type: none"> • 2 BEDROOM : 3 PARKINGS AT THE BASEMENT • 3 BEDROOM : 5 PARKINGS AT THE BASEMENT • 4 BEDROOM : 7 PARKINGS AT THE BASEMENT • PENTHOUSE : 10 PARKINGS AT THE BASEMENT • SKY MANSION : 20 PARKINGS AT THE BASEMENT
-------------------	--

CAR LIFT	<ul style="list-style-type: none"> • RIGHT SIDE IS SERVING [3702 3802] • LEFT SIDE IS SERVING [3701 3801 3901 4001 4101 4201 4301]
----------	--

RIVIERA MANSION COLLECTION

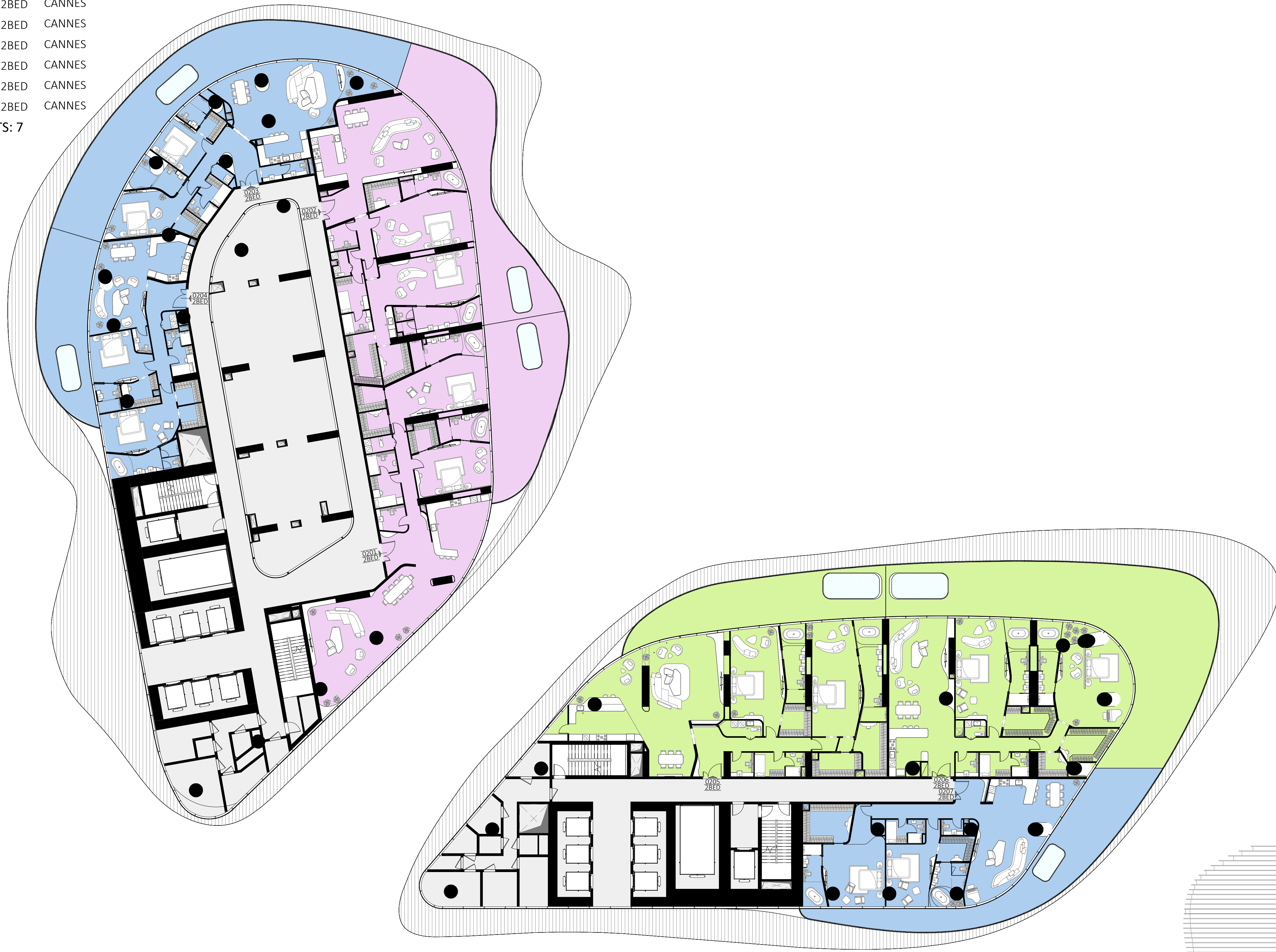
02ND FLOOR PLAN



MANSION NAME | ↓

- 0201 2BED CANNES
- 0202 2BED CANNES
- 0203 2BED CANNES
- 0204 2BED CANNES
- 0205 2BED CANNES
- 0206 2BED CANNES
- 0207 2BED CANNES

TOTAL UNITS: 7



VIEW ANALYSIS

- BURJ KHALIFA | RIVIERA BEACH | CANAL
- BURJ KHALIFA | RIVIERA BEACH
- RIVIERA BEACH
- DUBAI WATER CANAL | BUSINESS BAY

COMMON SPECIFICATIONS

CORRIDOR FLOORING	BOOKMATCHED CALACATTA ORRO + ACCENT OF SOLADITE BLUE MARBLE
CORRIDOR SKIRTING	CALACATTA ORRO
CORRIDOR WALLS	TAN OAK WOOD + DECORATIVE PAINT + CALACATTA ORRO + SOLADITE BLUE + SHINY CHROME
CORRIDOR CEILINGS	PAINT AND CHROME TRIM
TERRACE	COMPOSITE DECKING

NO. OF PASSENGER LIFT	12 LIFTS
NO. OF SERVICE LIFTS	2 LIFTS
NO. OF CAR LIFTS	2 LIFTS

FIRE FIGHTING SYSTEM

SMART SYSTEM SPECIFICATIONS

1. **Voice Controlled Systems:** Integrating systems like Amazon's Alexa, Google Home, or Apple's Siri for voice-activated controls across the house – from playing your favourite music to drawing the blinds. Turning lights on/off, controlling temperatures...
2. **Security Systems:** Advanced security systems will include biometric locks, CCTV cameras, and intrusion detection systems.
3. **Energy Management:** Smart thermostats and energy-efficient appliances will be linked to provide data on energy usage and offer insights on how to save energy and reduce utility bills.
4. **Automated Blinds and Curtains:** Automated Blinds and Curtains: These could adjust based on the sunlight to help with energy management or could be scheduled to open or close at specific times.
5. **Smart Kitchen Appliances.**

ACOUSTIC SPECIFICATIONS

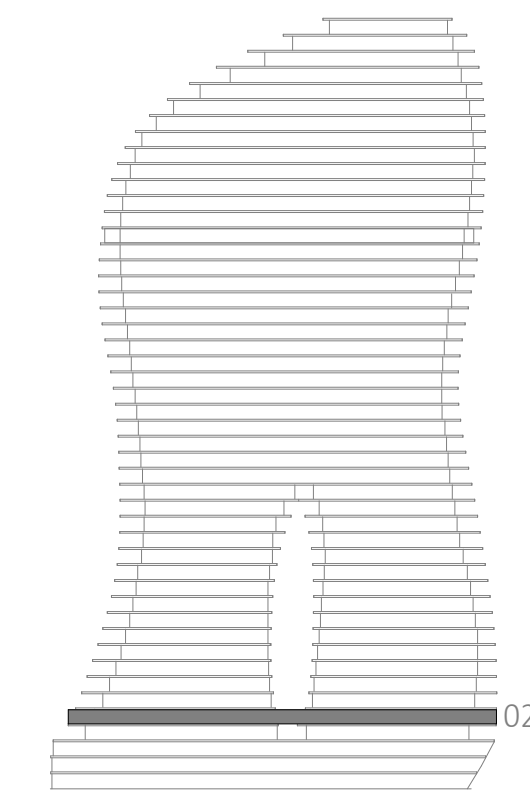
- The facades feature high-performance curtain walls providing both stunning panoramic views and exceptional sound insulation with impressive Sound Transmission Class (STC) ratings.
- The curtain walls are designed with special seals and gaskets to enhance sound isolation, promoting a tranquil living experience.
- The windows have a high Outdoor-Indoor Transmission Class (OITC) rating, designed to reduce both high and low-frequency sounds from external sources like traffic and aircraft.
- The doors in all units, both exterior and interior, are designed with superior acoustic properties, mirroring the commitment to acoustic comfort and privacy.
- The layout of the units optimizes noise reduction between rooms, with thoughtful use of wall, floor, and ceiling materials to absorb sound and reduce echoes.
- The HVAC and drainage systems operates quietly, designed with noise-reducing features to ensure minimal noise disruption.
- Overall, the units are a sanctuary of serenity and peace, with every detail carefully designed for acoustic comfort, offering a luxurious and peaceful living experience in the heart of the metropolis.

EXTRA FEATURES

PRIVATE POOL SIZES	<ul style="list-style-type: none"> • 1.20 X 2.70 X 1.00 • 1.75 X 3.20 X 1.00 • 1.75 X 4.00 X 1.00 • 2.30 X 5.00 X 1.00 • 6.00 X 8.00 X 1.00
--------------------	--

NUMBER OF PARKING	<ul style="list-style-type: none"> • 2 BEDROOM : 3 PARKINGS AT THE BASEMENT • 3 BEDROOM : 5 PARKINGS AT THE BASEMENT • 4 BEDROOM : 7 PARKINGS AT THE BASEMENT • PENTHOUSE : 10 PARKINGS AT THE BASEMENT • SKY MANSION : 20 PARKINGS AT THE BASEMENT
-------------------	--

CAR LIFT	<ul style="list-style-type: none"> • RIGHT SIDE IS SERVING [3702 3802] • LEFT SIDE IS SERVING [3701 3801 3901 4001 4101 4201 4301]
----------	--



RIVIERA MANSION COLLECTION

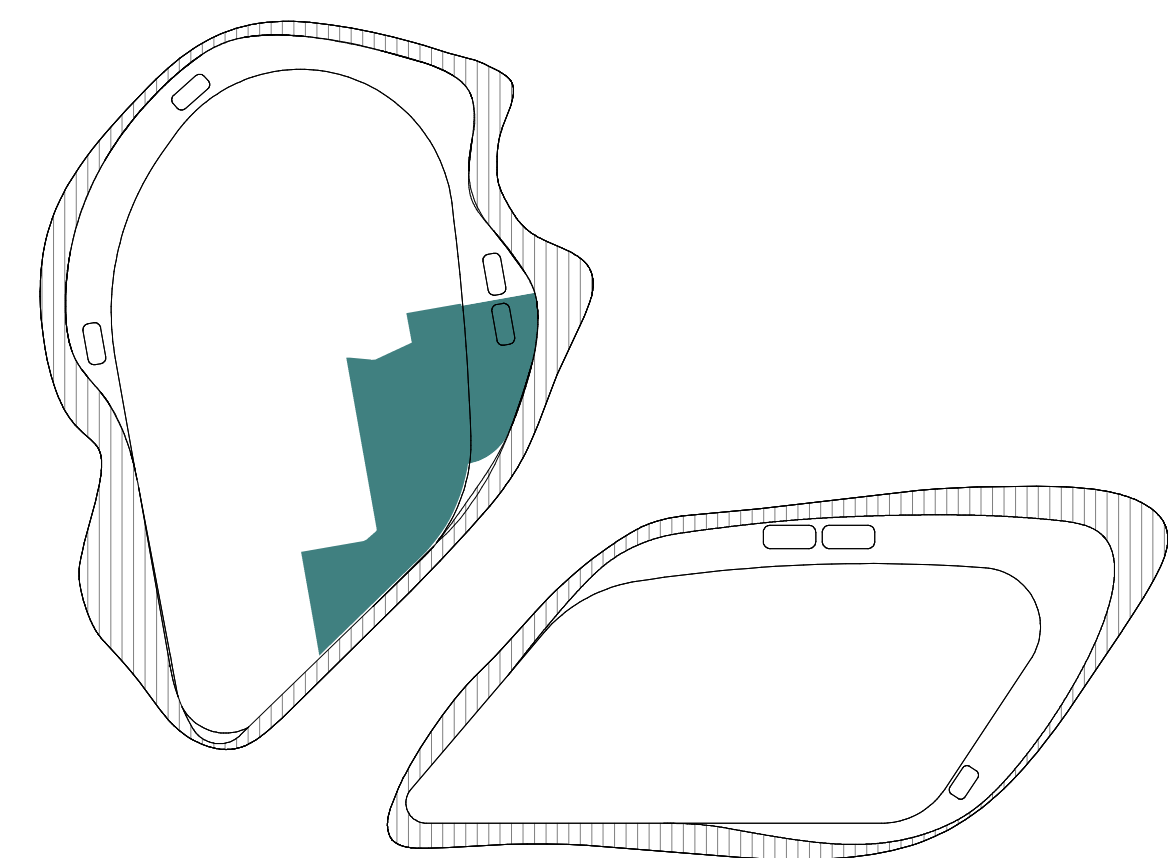

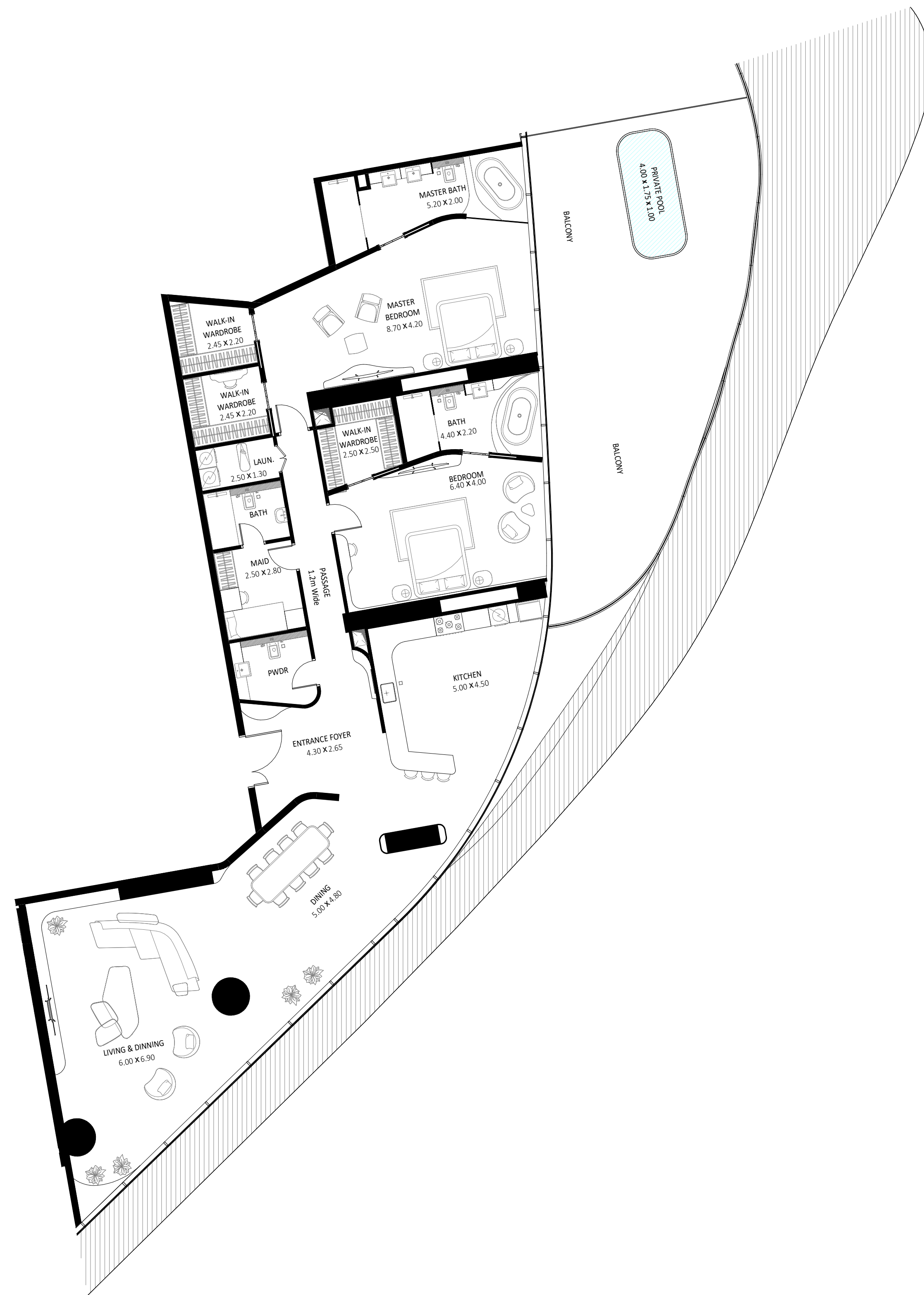
02ND FLOOR PLAN

MANSION NUMBER | 0201

MANSION NAME | CANNES - 2 BEDROOMS MANSION

AREA	SQ. M	SQ. FT
SUITE AREA	287 m ²	3095 ft ²
BALCONY AREA	87 m ²	938 ft ²
TOTAL UNIT AREA	375 m ²	4033 ft ²

0201 MANSION DESIGN COMPONENTS	
WALK-IN WARDROBE	5 m ²
MASTER BATH	13 m ²
WALK-IN WARDROBE	5 m ²
MASTER BEDROOM	36 m ²
WALK-IN WARDROBE	6 m ²
BATH	10 m ²
BEDROOM	27 m ²
LAUN.	3 m ²
KITCHEN	27 m ²
LIVING & DINNING	81 m ²
PWDR	5 m ²
ENTRANCE FOYER	13 m ²
PASSAGE	12 m ²
BATH	4 m ²
MAID	7 m ²



VIEW ANALYSIS

- BURJ KHALIFA | RIVIERA BEACH | CANAL
- BURJ KHALIFA | RIVIERA BEACH
- RIVIERA BEACH
- DUBAI WATER CANAL | BUSINESS BAY

GENERAL FINISHES

FLOORING	CALACATTA ORRO + ACCENT OF SOLADITE BLUE MARBLE
SKIRTING	CALACATTA ORRO
WALL	TAN OAK WOOD + DECORATIVE PAINT + CALCATTIA ORRO + SOLADITE BLUE + SHINY CHROME
CEILING	PAINT AND CHROME TRIM
TERRACE	COMPOSITE DECKING

KITCHEN & APPLIANCES

CABINETS	PLAIN AND FLUTED TAN OAK WOOD WITH STAINLESS STEEL PLATE AND MESH CABINET W/ STAINLESS STEEL PLATE
COUNTER TOP	OPUS WHITE QUARTIZTE
BACK SPLASH	SODALITE BLUE MARBLE
COOKING RANGE	MIELIE / GAGGENAU or equivalent
SINK	UNDERMOUNT STAINLESS STEEL SINK
FRIDGE	MIELIE / GAGENAU or equivalent
DISH WASHER	MIELIE / GAGENAU or equivalent
WASHING MACHINE	MIELIE / GAGENAU or equivalent
MICROWAVE	MIELIE / GAGENAU or equivalent
OVEN	MIELIE / GAGENAU or equivalent
ICE MAKER	MIELIE / GAGENAU or equivalent

BATHROOM SPECIFICATIONS

FLOORING	CALACATTA ORRO
SKIRTING	CALACATTA ORRO
WALL	CALACATTA ORRO + PLAIN AND FLUTED TAN OAK WOOD + DECORATIVE PAINT + AQUA MARINE FLUTED GLASS
CEILING	PAINT & BRUSHED CHROME TRIM
WASHBASIN	MARBLE / KOHLER or TOTO or equivalent
WC	KOHLER or TOTO or equivalent
SHOWER BOX	Dornbracht, hansgrohe or equivalent
BATHTUB	KOHLER or TOTO or equivalent
JACUZZI	KOHLER or TOTO or equivalent

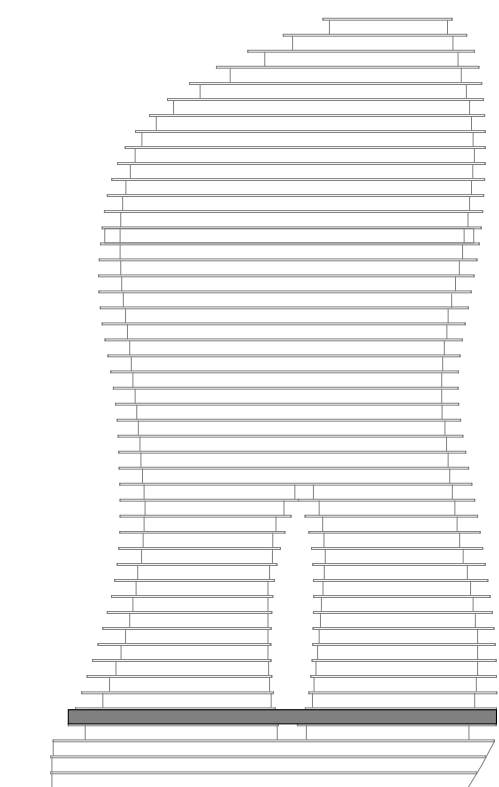
GENERAL SPECIFICATIONS

DOORS MATERIALS	TAN OAK
DOORS IRONMONGERY	CUSTOMIZED CHROME PLATE
CURTAIN WALLS	
WARDROBES PANELS	TAN OAK WOOD W/ FRAMED CHROME GLASS DOOR
WARDROBES HINGES	

■ PRIVATE POOL : 1.75 X 4.00 X 1.00

Disclaimer:

- The mentioned areas are approximate and may be subject to minor modifications upon completion of finishing and installation of services.
- The specific brands of finishing materials, sanitary ware, and appliances are subject to market availability, and equivalent alternatives may be provided as necessary.




RIVIERA MANSION COLLECTION

02ND FLOOR PLAN

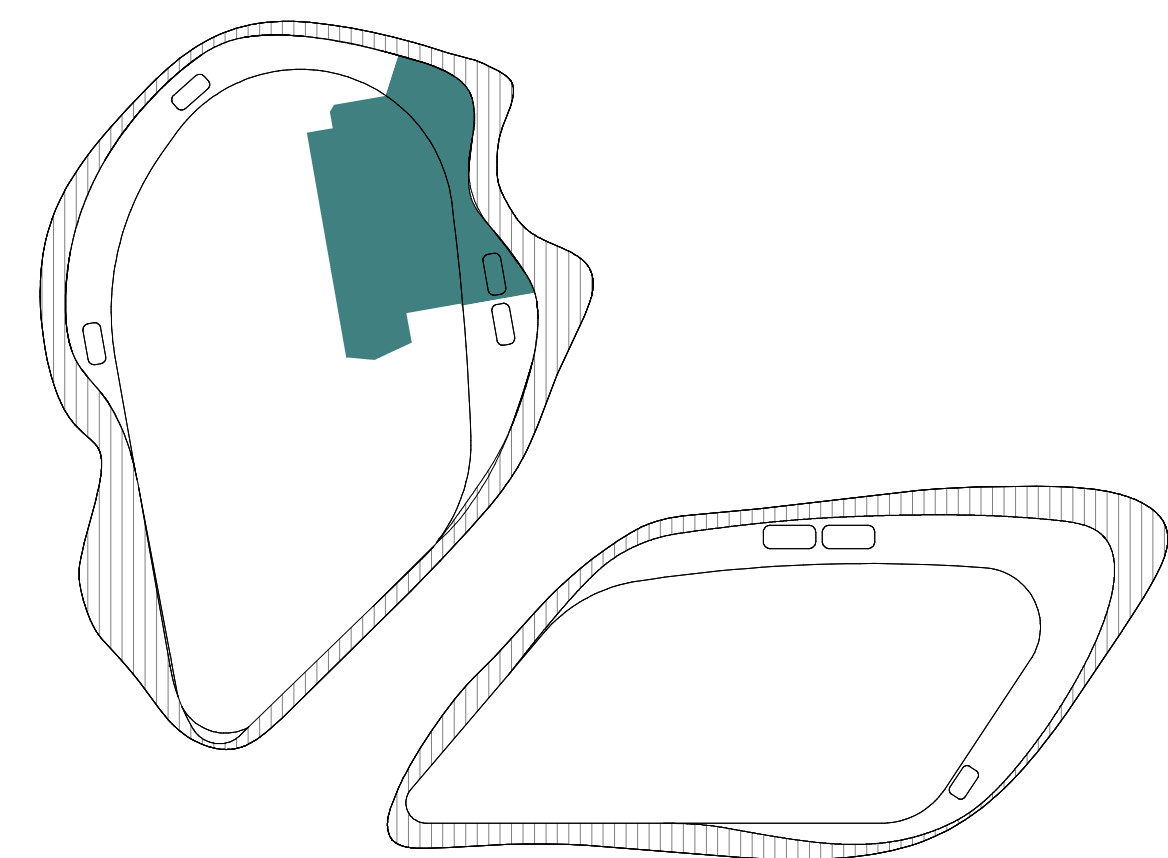
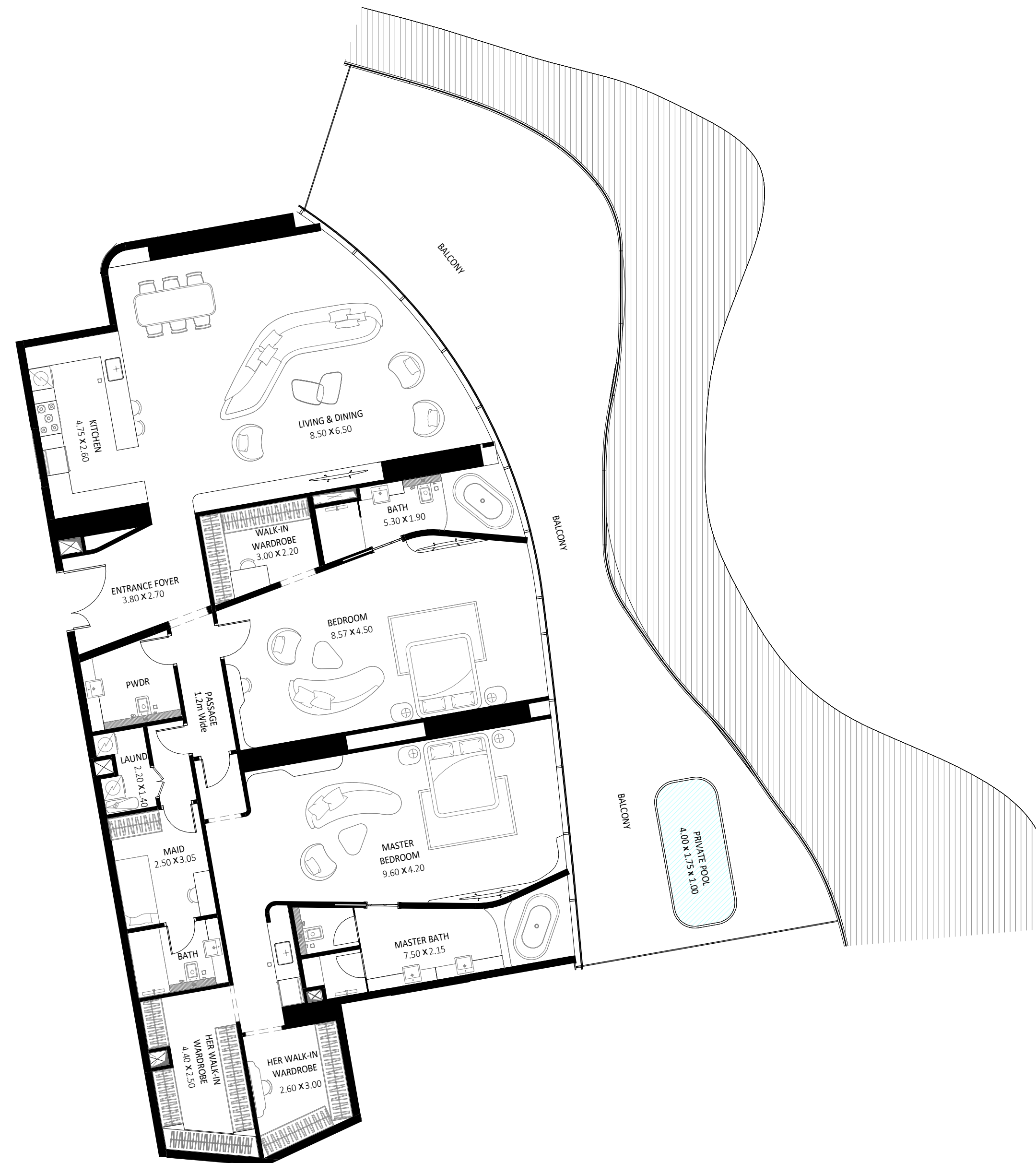
MANSION NUMBER | 0202

MANSION NAME | CANNES - 2 BEDROOMS MANSION



AREA	SQ. M	SQ. FT
SUITE AREA	269 m ²	2891 ft ²
BALCONY AREA	112 m ²	1202 ft ²
TOTAL UNIT AREA	380 m ²	4093 ft ²

0202 MANSION DESIGN COMPONENTS	
HER WALK-IN WARDROBE	11 m ²
ENTRANCE FOYER	10 m ²
PASSAGE	4 m ²
LAUND.	3 m ²
PWDR	5 m ²
HER WALK-IN WARDROBE	8 m ²
MASTER BEDROOM	46 m ²
BEDROOM	39 m ²
WALK-IN WARDROBE	7 m ²
BATH	9 m ²
LIVING & DINING	57 m ²
KITCHEN	12 m ²
MASTER BATH	15 m ²
BATH	4 m ²
MAID	8 m ²



VIEW ANALYSIS

- BURJ KHALIFA | RIVIERA BEACH | CANAL
- BURJ KHALIFA | RIVIERA BEACH
- RIVIERA BEACH
- DUBAI WATER CANAL | BUSINESS BAY

GENERAL FINISHES	
FLOORING	CALACATTA ORRO + ACCENT OF SOLADITE BLUE MARBLE
SKIRTING	CALACATTA ORRO
WALL	TAN OAK WOOD + DECORATIVE PAINT + CALCATT A ORRO + SOLADITE BLUE + SHINY CHROME
CEILING	PAINT AND CHROME TRIM
TERRACE	COMPOSITE DECKING

KITCHEN & APPLIANCES	
CABINETS	PLAIN AND FLUTED TAN OAK WOOD WITH STAINLESS STEEL PLATE AND MESH CABINET W/ STAINLESS STEEL PLATE
COUNTER TOP	OPUS WHITE QUARTIZTE
BACK SPLASH	SODALITE BLUE MARBLE
COOKING RANGE	MIELIE / GAGGENAU or equivalent
SINK	UNDERMOUNT STAINLESS STEEL SINK
FRIDGE	MIELIE / GAGENAU or equivalent
DISH WASHER	MIELIE / GAGENAU or equivalent
WASHING MACHINE	MIELIE / GAGENAU or equivalent
MICROWAVE	MIELIE / GAGENAU or equivalent
OVEN	MIELIE / GAGENAU or equivalent
ICE MAKER	MIELIE / GAGENAU or equivalent

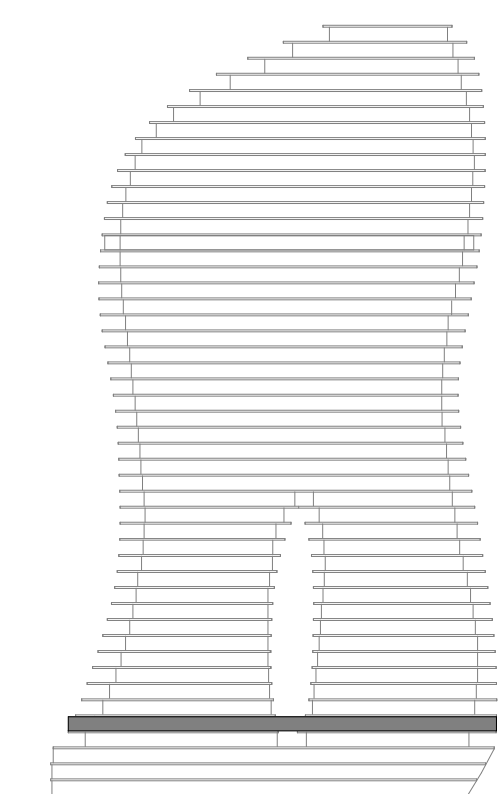
BATHROOM SPECIFICATIONS	
FLOORING	CALACATTA ORRO
SKIRTING	CALACATTA ORRO
WALL	CALACATTA ORRO + PLAIN AND FLUTED TAN OAK WOOD + DECORATIVE PAINT + AQUA MARINE FLUTED GLASS
CEILING	PAINT & BRUSHED CHROME TRIM
WASHBASIN	MARBLE / KOHLER or TOTO or equivalent
WC	KOHLER or TOTO or equivalent
SHOWER BOX	Dornbracht, hansgrohe or equivalent
BATHTUB	KOHLER or TOTO or equivalent
JACUZZI	KOHLER or TOTO or equivalent

GENERAL SPECIFICATIONS	
DOORS MATERIALS	TAN OAK
DOORS IRONMONGERY	CUSTOMIZED CHROME PLATE
CURTAIN WALLS	
WARDROBES PANELS	TAN OAK WOOD W/ FRAMED CHROME GLASS DOOR
WARDROBES HINGES	

■ PRIVATE POOL : 1.75 X 4.00 X 1.00

Disclaimer:

- The mentioned areas are approximate and may be subject to minor modifications upon completion of finishing and installation of services.
- The specific brands of finishing materials, sanitary ware, and appliances are subject to market availability, and equivalent alternatives may be provided as necessary.

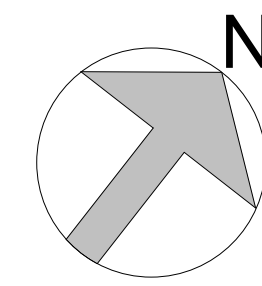


RIVIERA MANSION COLLECTION

02ND FLOOR PLAN

MANSION NUMBER | 0203

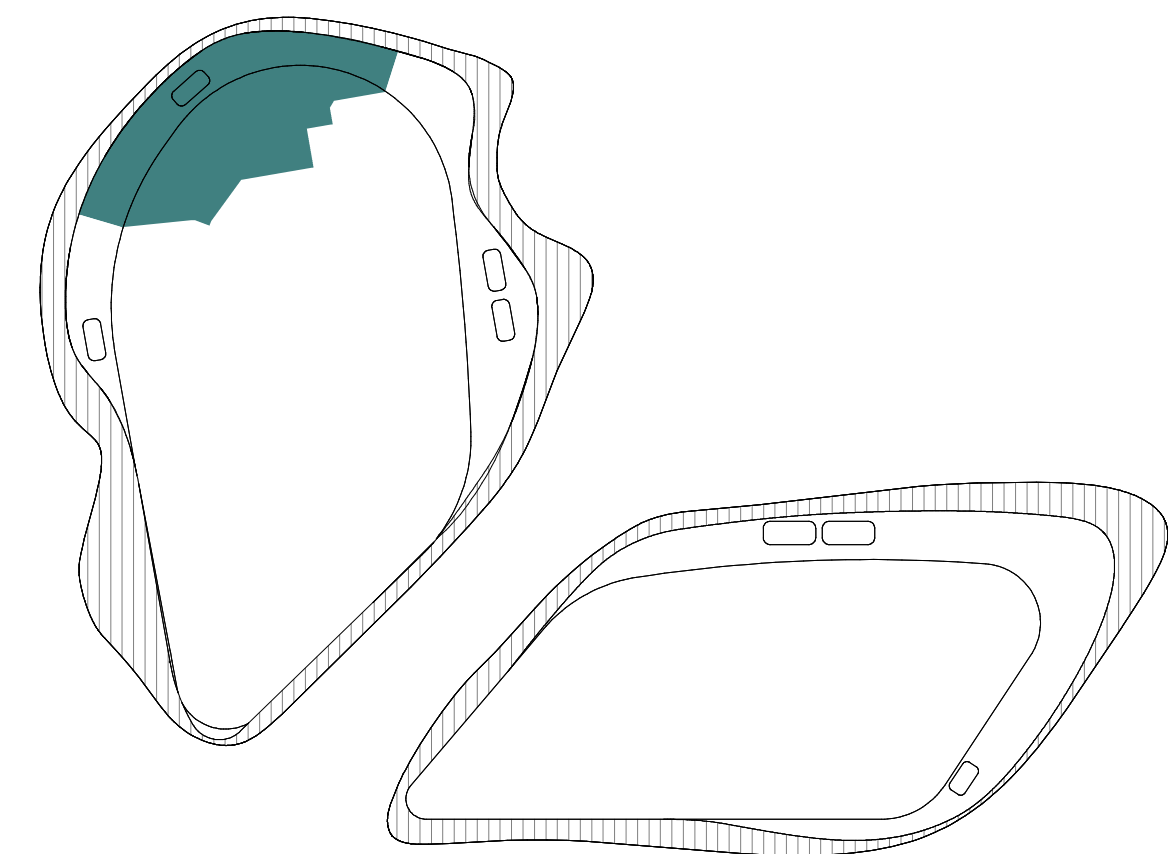
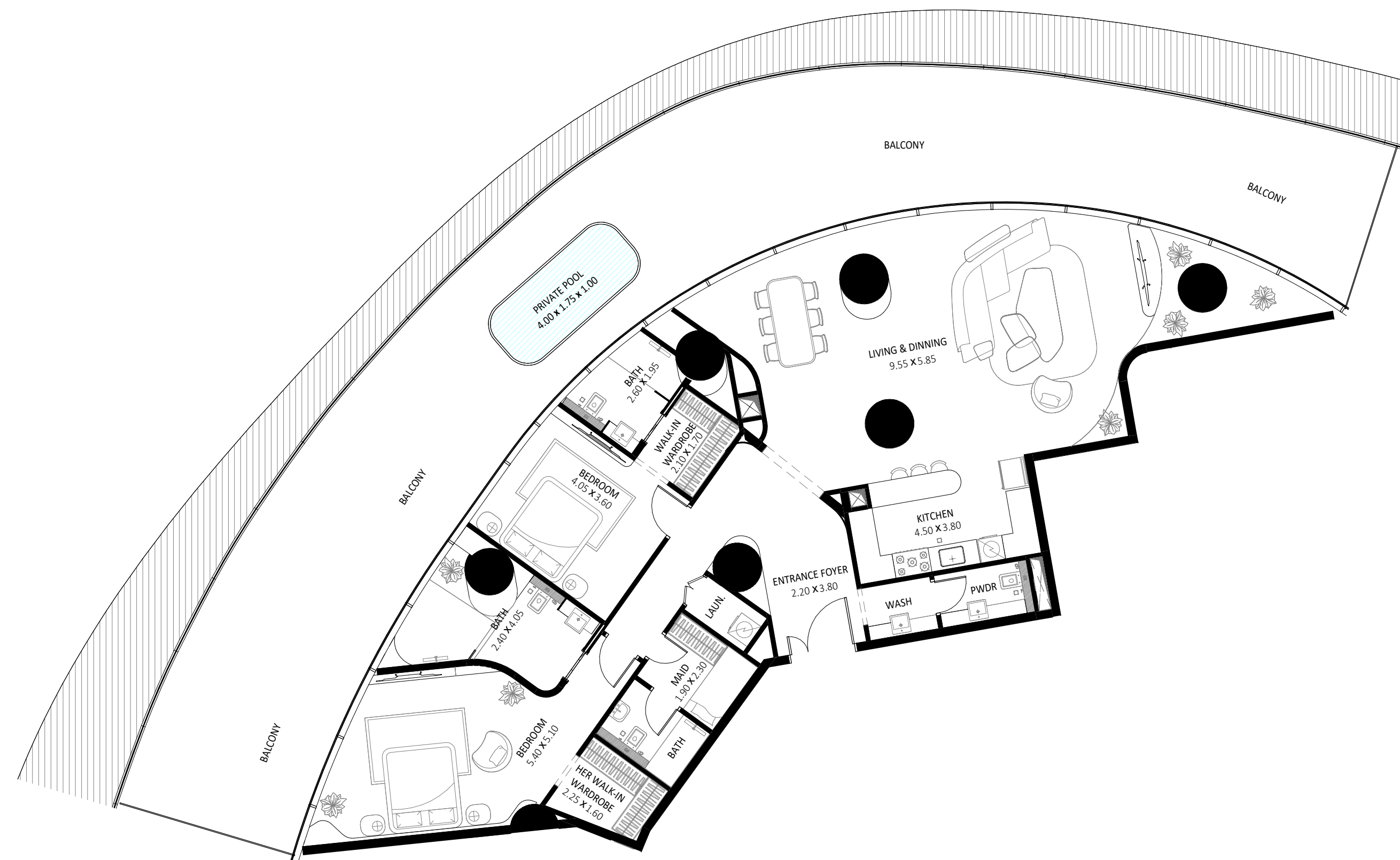
MANSION NAME | CANNES - 2 BEDROOMS MANSION



AREA	SQ. M	SQ. FT
SUITE AREA	191 m ²	2058 ft ²
BALCONY AREA	146 m ²	1571 ft ²
TOTAL UNIT AREA	337 m ²	3629 ft ²

0203 MANSION DESIGN COMPONENTS

HER WALK-IN WARDROBE	4 m ²
BEDROOM	23 m ²
BEDROOM	15 m ²
ENTRANCE FOYER	16 m ²
LAUN.	2 m ²
WALK-IN WARDROBE	4 m ²
BATH	5 m ²
LIVING & DINNING	61 m ²
PWDR	3 m ²
WASH	2 m ²
KITCHEN	10 m ²
BATH	10 m ²
BATH	4 m ²
MAID	4 m ²



VIEW ANALYSIS

- BURJ KHALIFA | RIVIERA BEACH | CANAL
- BURJ KHALIFA | RIVIERA BEACH
- RIVIERA BEACH
- DUBAI WATER CANAL | BUSINESS BAY

GENERAL FINISHES

FLOORING	CALACATTA ORRO + ACCENT OF SOLADITE BLUE MARBLE
SKIRTING	CALACATTA ORRO
WALL	TAN OAK WOOD + DECORATIVE PAINT + CALCATT A ORRO + SOLADITE BLUE + SHINY CHROME
CEILING	PAINT AND CHROME TRIM
TERRACE	COMPOSITE DECKING

KITCHEN & APPLIANCES

CABINETS	PLAIN AND FLUTED TAN OAK WOOD WITH STAINLESS STEEL PLATE AND MESH CABINET W/ STAINLESS STEEL PLATE
COUNTER TOP	OPUS WHITE QUARTIZTE
BACK SPLASH	SODALITE BLUE MARBLE
COOKING RANGE	MIELIE / GAGGENAU or equivalent
SINK	UNDERMOUNT STAINLESS STEEL SINK
FRIDGE	MIELIE / GAGENAU or equivalent
DISH WASHER	MIELIE / GAGENAU or equivalent
WASHING MACHINE	MIELIE / GAGENAU or equivalent
MICROWAVE	MIELIE / GAGENAU or equivalent
OVEN	MIELIE / GAGENAU or equivalent
ICE MAKER	MIELIE / GAGENAU or equivalent

BATHROOM SPECIFICATIONS

FLOORING	CALACATTA ORRO
SKIRTING	CALACATTA ORRO
WALL	CALACATTA ORRO + PLAIN AND FLUTED TAN OAK WOOD + DECORATIVE PAINT + AQUA MARINE FLUTED GLASS
CEILING	PAINT & BRUSHED CHROME TRIM
WASHBASIN	MARBLE / KOHLER or TOTO or equivalent
WC	KOHLER or TOTO or equivalent
SHOWER BOX	Dornbracht, hansgrohe or equivalent
BATHTUB	KOHLER or TOTO or equivalent
JACUZZI	KOHLER or TOTO or equivalent

GENERAL SPECIFICATIONS

DOORS MATERIALS	TAN OAK
DOORS IRONMONGERY	CUSTOMIZED CHROME PLATE
CURTAIN WALLS	
WARDROBES PANELS	TAN OAK WOOD W/ FRAMED CHROME GLASS DOOR
WARDROBES HINGES	

■ PRIVATE POOL : 1.75 X 4.00 X 1.00

Disclaimer:

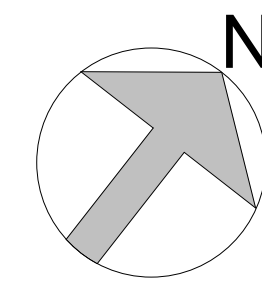
- The mentioned areas are approximate and may be subject to minor modifications upon completion of finishing and installation of services.
- The specific brands of finishing materials, sanitary ware, and appliances are subject to market availability, and equivalent alternatives may be provided as necessary.

RIVIERA MANSION COLLECTION

02ND FLOOR PLAN

MANSION NUMBER | 0204

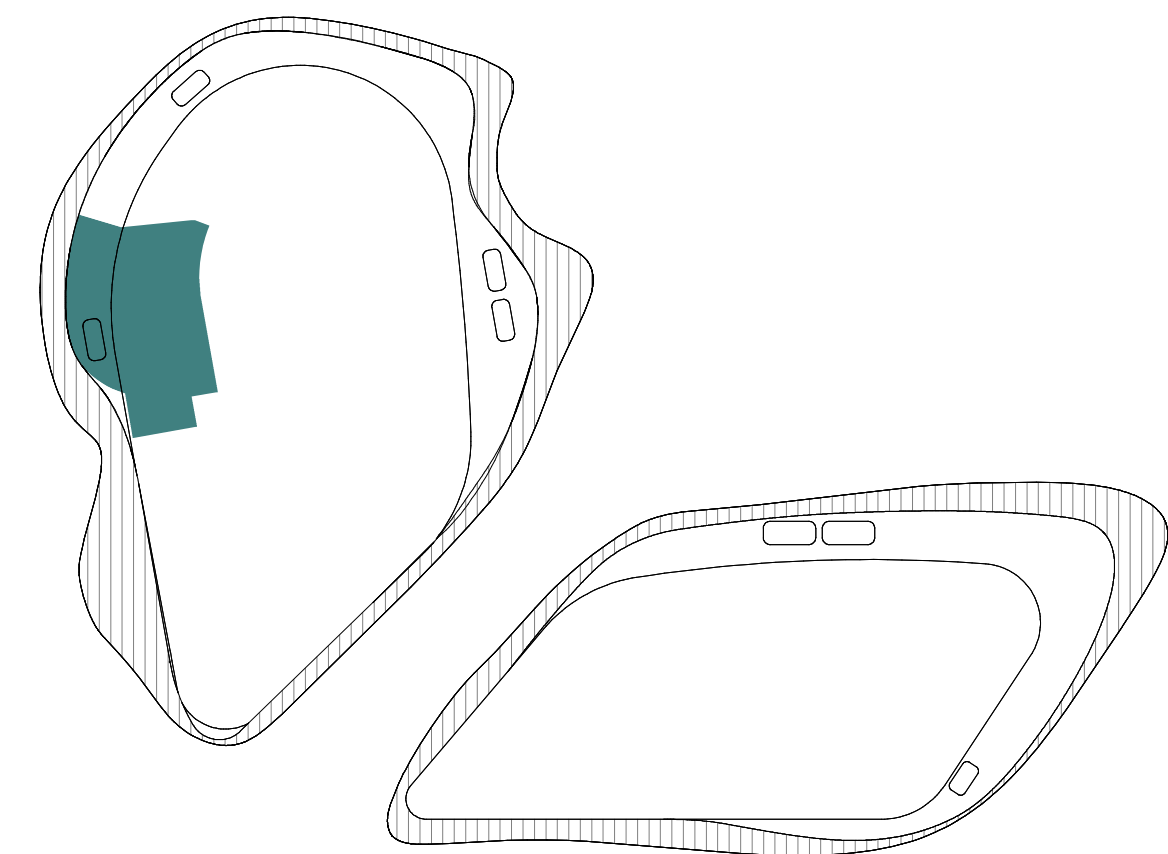
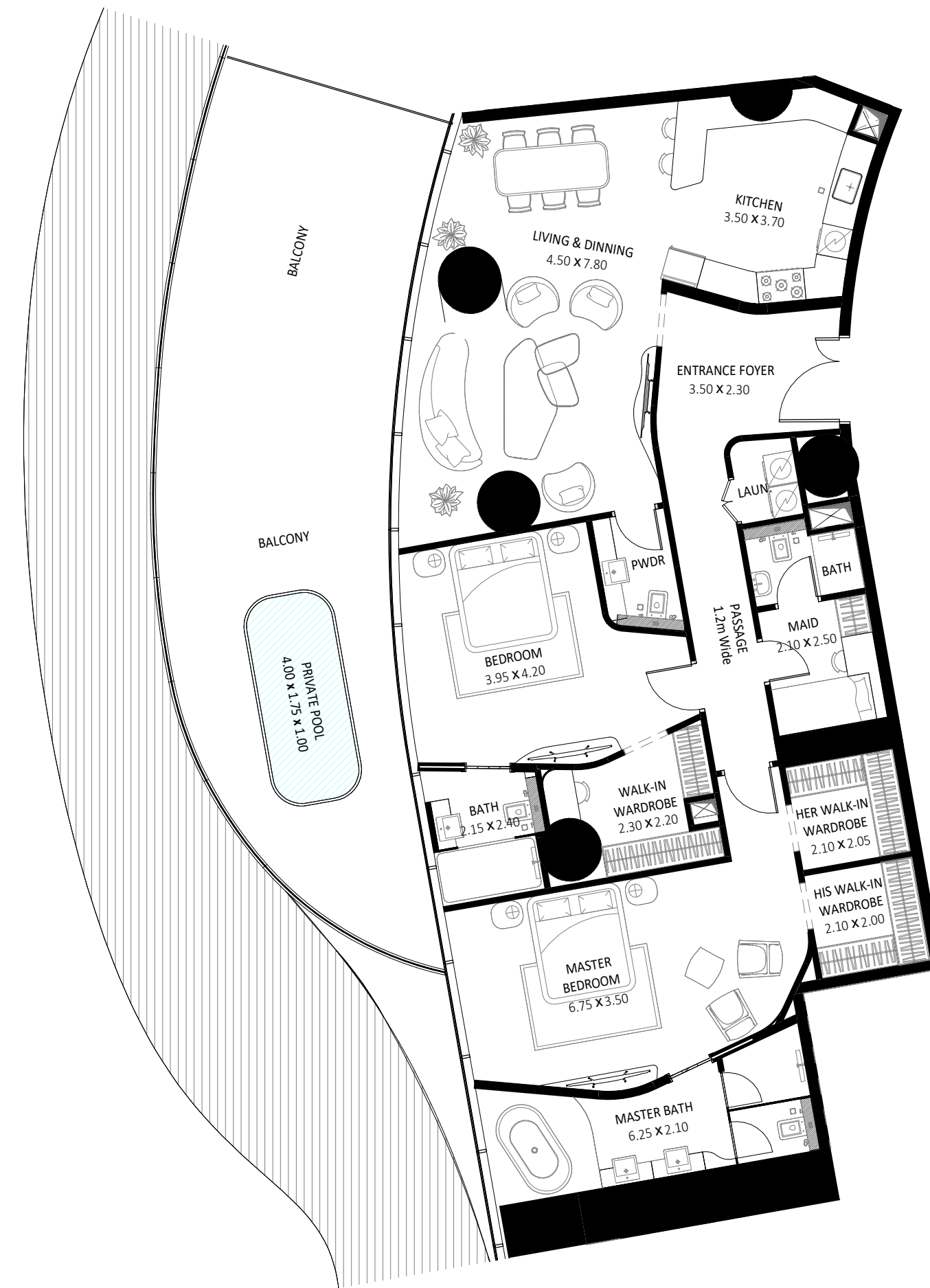
MANSION NAME | CANNES - 2 BEDROOMS MANSION



AREA	SQ. M	SQ. FT
SUITE AREA	177 m ²	1900 ft ²
BALCONY AREA	69 m ²	745 ft ²
TOTAL UNIT AREA	246 m ²	2645 ft ²

0204 MANSION DESIGN COMPONENTS

MASTER BEDROOM	25 m ²
HIS WALK-IN WARDROBE	4 m ²
BATH	5 m ²
PWDR	3 m ²
WALK-IN WARDROBE	6 m ²
BEDROOM	19 m ²
PASSAGE	8 m ²
LAUN.	2 m ²
LIVING & DINNING	34 m ²
KITCHEN	13 m ²
ENTRANCE FOYER	8 m ²
HER WALK-IN WARDROBE	4 m ²
MASTER BATH	12 m ²
MAID	5 m ²
BATH	3 m ²



VIEW ANALYSIS

- BURJ KHALIFA | RIVIERA BEACH | CANAL
- BURJ KHALIFA | RIVIERA BEACH
- RIVIERA BEACH
- DUBAI WATER CANAL | BUSINESS BAY

GENERAL FINISHES

FLOORING	CALACATTA ORRO + ACCENT OF SOLADITE BLUE MARBLE
SKIRTING	CALACATTA ORRO
WALL	TAN OAK WOOD + DECORATIVE PAINT + CALCATT A ORRO + SOLADITE BLUE + SHINY CHROME
CEILING	PAINT AND CHROME TRIM
TERRACE	COMPOSITE DECKING

KITCHEN & APPLIANCES

CABINETS	PLAIN AND FLUTED TAN OAK WOOD WITH STAINLESS STEEL PLATE AND MESH CABINET W/ STAINLESS STEEL PLATE
COUNTER TOP	OPUS WHITE QUARTIZTE
BACK SPLASH	SODALITE BLUE MARBLE
COOKING RANGE	MIELIE / GAGGENAU or equivalent
SINK	UNDERMOUNT STAINLESS STEEL SINK
FRIDGE	MIELIE / GAGENAU or equivalent
DISH WASHER	MIELIE / GAGENAU or equivalent
WASHING MACHINE	MIELIE / GAGENAU or equivalent
MICROWAVE	MIELIE / GAGENAU or equivalent
OVEN	MIELIE / GAGENAU or equivalent
ICE MAKER	MIELIE / GAGENAU or equivalent

BATHROOM SPECIFICATIONS

FLOORING	CALACATTA ORRO
SKIRTING	CALACATTA ORRO
WALL	CALACATTA ORRO + PLAIN AND FLUTED TAN OAK WOOD + DECORATIVE PAINT + AQUA MARINE FLUTED GLASS
CEILING	PAINT & BRUSHED CHROME TRIM
WASHBASIN	MARBLE / KOHLER or TOTO or equivalent
WC	KOHLER or TOTO or equivalent
SHOWER BOX	Dornbracht, hansgrohe or equivalent
BATHTUB	KOHLER or TOTO or equivalent
JACUZZI	KOHLER or TOTO or equivalent


GENERAL SPECIFICATIONS

DOORS MATERIALS	TAN OAK
DOORS IRONMONGERY	CUSTOMIZED CHROME PLATE
CURTAIN WALLS	
WARDROBES PANELS	TAN OAK WOOD W/ FRAMED CHROME GLASS DOOR
WARDROBES HINGES	

■ PRIVATE POOL : 1.75 X 4.00 X 1.00

Disclaimer:

- The mentioned areas are approximate and may be subject to minor modifications upon completion of finishing and installation of services.
- The specific brands of finishing materials, sanitary ware, and appliances are subject to market availability, and equivalent alternatives may be provided as necessary.




RIVIERA MANSION COLLECTION

02ND FLOOR PLAN

MANSION NUMBER | 0205

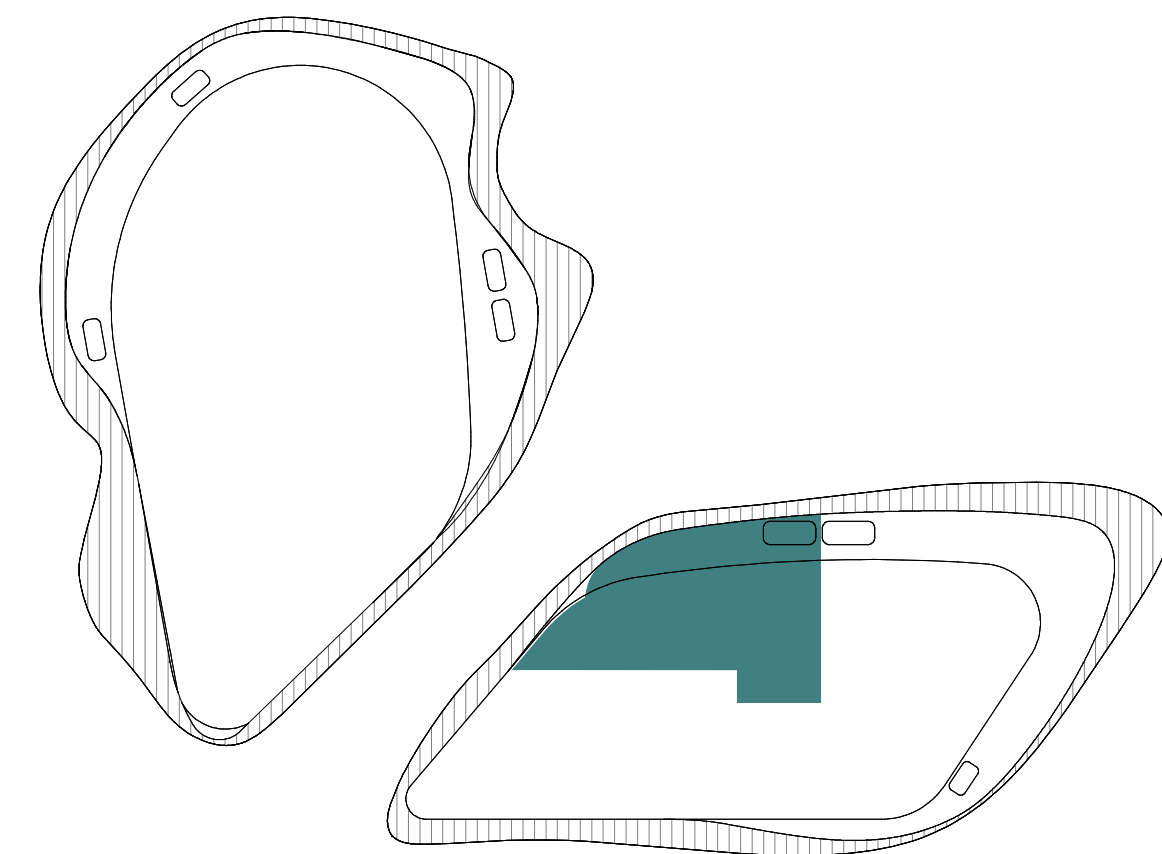
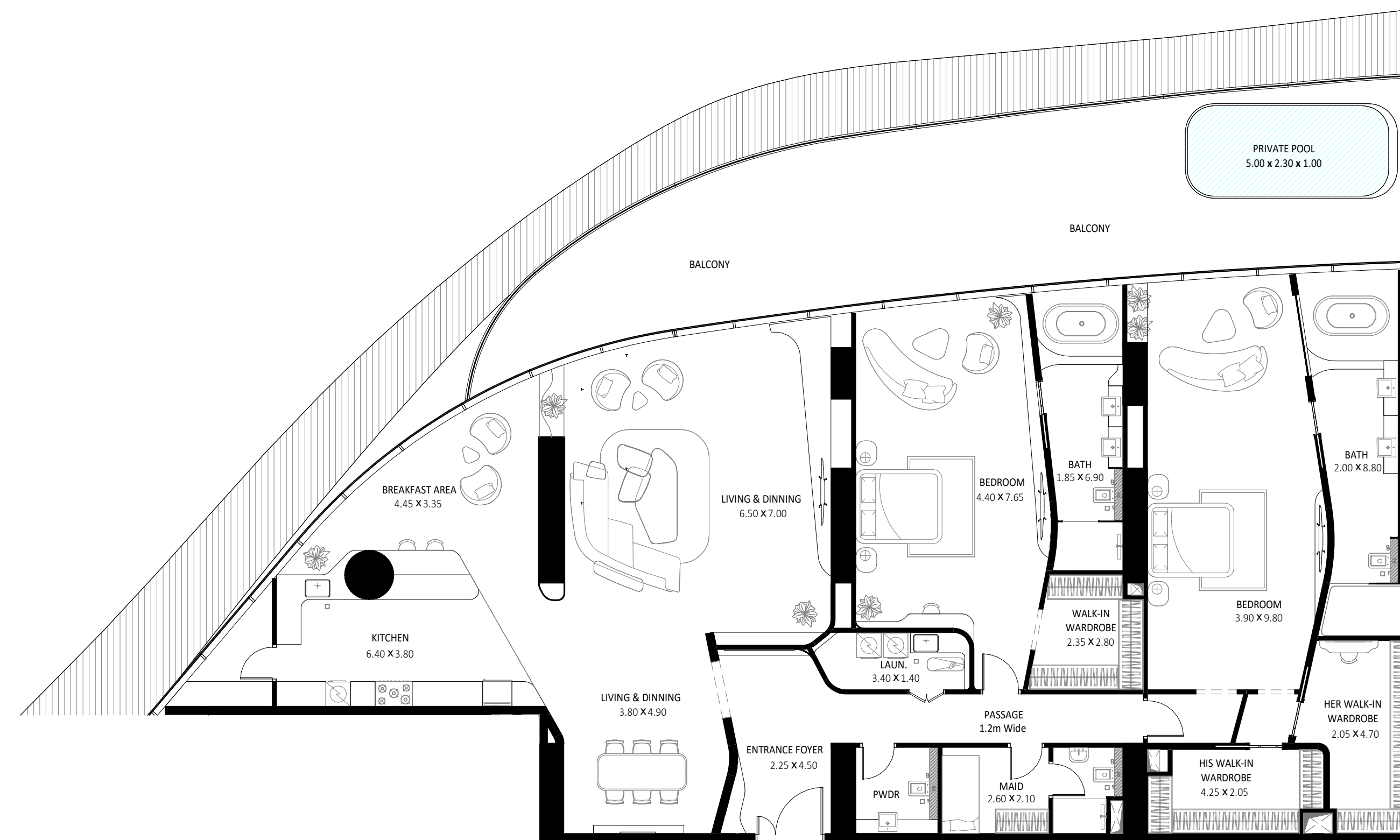
MANSION NAME | CANNES - 2 BEDROOMS MANSION



AREA	SQ. M	SQ. FT
SUITE AREA	324 m ²	3492 ft ²
BALCONY AREA	88 m ²	952 ft ²
TOTAL UNIT AREA	413 m ²	4444 ft ²

0205 MANSION DESIGN COMPONENTS

PASSAGE	9 m ²
ENTRANCE FOYER	11 m ²
KITCHEN	37 m ²
LIVING & DINNING	70 m ²
BEDROOM	38 m ²
BATH	13 m ²
WALK-IN WARDROBE	7 m ²
LAUN.	5 m ²
PWDR	4 m ²
MAID	5 m ²
BEDROOM	45 m ²
BATH	18 m ²
HER WALK-IN WARDROBE	11 m ²
HIS WALK-IN WARDROBE	8 m ²
MAID BATH	3 m ²
STORE	4 m ²



VIEW ANALYSIS

- BURJ KHALIFA | RIVIERA BEACH | CANAL
- BURJ KHALIFA | RIVIERA BEACH
- RIVIERA BEACH
- DUBAI WATER CANAL | BUSINESS BAY

GENERAL FINISHES

FLOORING	CALACATTA ORRO + ACCENT OF SOLADITE BLUE MARBLE
SKIRTING	CALACATTA ORRO
WALL	TAN OAK WOOD + DECORATIVE PAINT + CALCATTIA ORRO + SOLADITE BLUE + SHINY CHROME
CEILING	PAINT AND CHROME TRIM
TERRACE	COMPOSITE DECKING

KITCHEN & APPLIANCES

CABINETS	PLAIN AND FLUTED TAN OAK WOOD WITH STAINLESS STEEL PLATE AND MESH CABINET W/ STAINLESS STEEL PLATE
COUNTER TOP	OPUS WHITE QUARTIZTE
BACK SPLASH	SODALITE BLUE MARBLE
COOKING RANGE	MIELIE / GAGGENAU or equivalent
SINK	UNDERMOUNT STAINLESS STEEL SINK
FRIDGE	MIELIE / GAGENAU or equivalent
DISH WASHER	MIELIE / GAGENAU or equivalent
WASHING MACHINE	MIELIE / GAGENAU or equivalent
MICROWAVE	MIELIE / GAGENAU or equivalent
OVEN	MIELIE / GAGENAU or equivalent
ICE MAKER	MIELIE / GAGENAU or equivalent

BATHROOM SPECIFICATIONS

FLOORING	CALACATTA ORRO
SKIRTING	CALACATTA ORRO
WALL	CALACATTA ORRO + PLAIN AND FLUTED TAN OAK WOOD + DECORATIVE PAINT + AQUA MARINE FLUTED GLASS
CEILING	PAINT & BRUSHED CHROME TRIM
WASHBASIN	MARBLE / KOHLER or TOTO or equivalent
WC	KOHLER or TOTO or equivalent
SHOWER BOX	Dornbracht, hansgrohe or equivalent
BATHTUB	KOHLER or TOTO or equivalent
JACUZZI	KOHLER or TOTO or equivalent

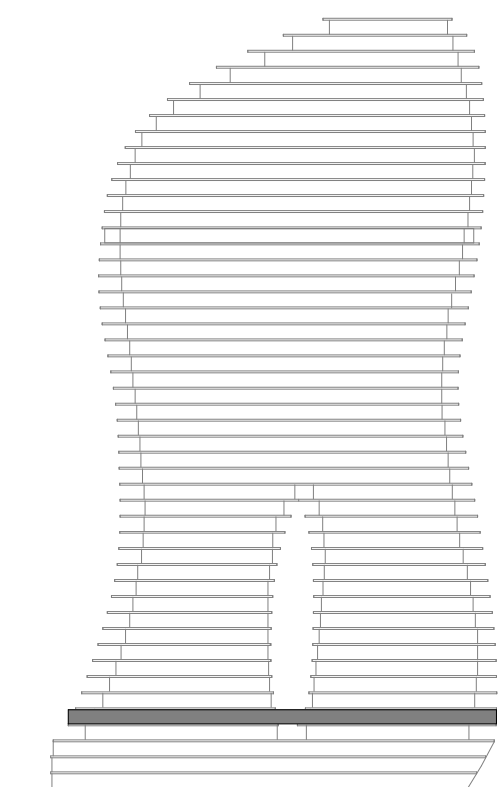
GENERAL SPECIFICATIONS

DOORS MATERIALS	TAN OAK
DOORS IRONMONGERY	CUSTOMIZED CHROME PLATE
CURTAIN WALLS	
WARDROBES PANELS	TAN OAK WOOD W/ FRAMED CHROME GLASS DOOR
WARDROBES HINGES	

■ PRIVATE POOL : 2.30 X 5.00 X 1.00

Disclaimer:

- The mentioned areas are approximate and may be subject to minor modifications upon completion of finishing and installation of services.
- The specific brands of finishing materials, sanitary ware, and appliances are subject to market availability, and equivalent alternatives may be provided as necessary.

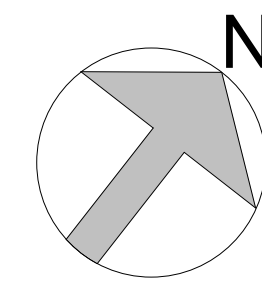


RIVIERA MANSION COLLECTION

02ND FLOOR PLAN

MANSION NUMBER | 0206

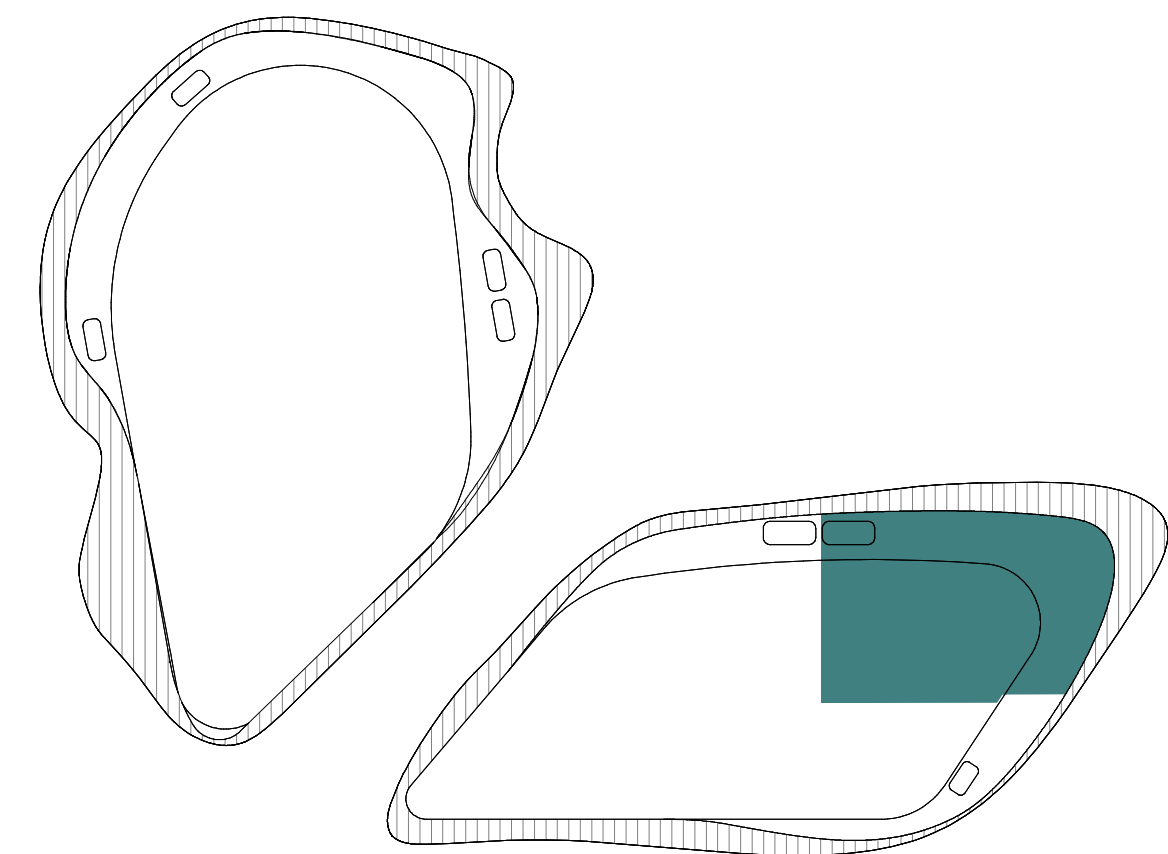
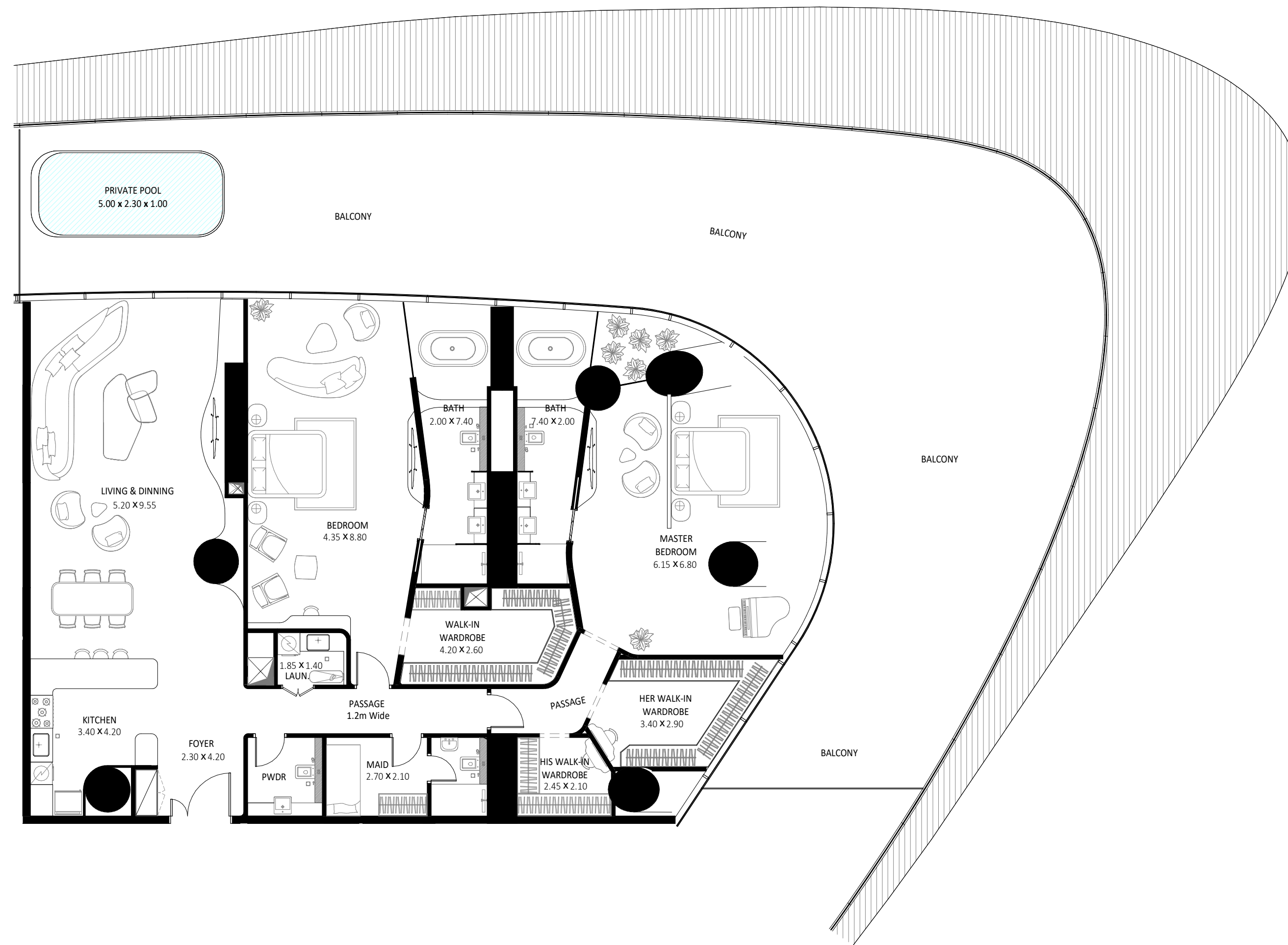
MANSION NAME | CANNES - 2 BEDROOMS MANSION



AREA	SQ. M	SQ. FT
SUITE AREA	279 m ²	3006 ft ²
BALCONY AREA	222 m ²	2387 ft ²
TOTAL UNIT AREA	501 m ²	5392 ft ²

0206 MANSION DESIGN COMPONENTS

HIS WALK-IN WARDROBE	5 m ²
PWDR	4 m ²
BEDROOM	41 m ²
LAUN.	3 m ²
WALK-IN WARDROBE	11 m ²
BATH	15 m ²
BATH	12 m ²
MASTER BEDROOM	47 m ²
PASSAGE	8 m ²
KITCHEN	12 m ²
LIVING & DINNING	61 m ²
HER WALK-IN WARDROBE	11 m ²
MAID	6 m ²
MAID BATH	3 m ²



VIEW ANALYSIS

- BURJ KHALIFA | RIVIERA BEACH | CANAL
- BURJ KHALIFA | RIVIERA BEACH
- RIVIERA BEACH
- DUBAI WATER CANAL | BUSINESS BAY

GENERAL FINISHES	
FLOORING	CALACATTA ORRO + ACCENT OF SOLADITE BLUE MARBLE
SKIRTING	CALACATTA ORRO
WALL	TAN OAK WOOD + DECORATIVE PAINT + CALCATT A ORRO + SOLADITE BLUE + SHINY CHROME
CEILING	PAINT AND CHROME TRIM
TERRACE	COMPOSITE DECKING

KITCHEN & APPLIANCES	
CABINETS	PLAIN AND FLUTED TAN OAK WOOD WITH STAINLESS STEEL PLATE AND MESH CABINET W/ STAINLESS STEEL PLATE
COUNTER TOP	OPUS WHITE QUARTIZTE
BACK SPLASH	SODALITE BLUE MARBLE
COOKING RANGE	MIELIE / GAGGENAU or equivalent
SINK	UNDERMOUNT STAINLESS STEEL SINK
FRIDGE	MIELIE / GAGENAU or equivalent
DISH WASHER	MIELIE / GAGENAU or equivalent
WASHING MACHINE	MIELIE / GAGENAU or equivalent
MICROWAVE	MIELIE / GAGENAU or equivalent
OVEN	MIELIE / GAGENAU or equivalent
ICE MAKER	MIELIE / GAGENAU or equivalent


BATHROOM SPECIFICATIONS	
FLOORING	CALACATTA ORRO
SKIRTING	CALACATTA ORRO
WALL	CALACATTA ORRO + PLAIN AND FLUTED TAN OAK WOOD + DECORATIVE PAINT + AQUA MARINE FLUTED GLASS
CEILING	PAINT & BRUSHED CHROME TRIM
WASHBASIN	MARBLE / KOHLER or TOTO or equivalent
WC	KOHLER or TOTO or equivalent
SHOWER BOX	Dornbracht, hansgrohe or equivalent
BATHTUB	KOHLER or TOTO or equivalent
JACUZZI	KOHLER or TOTO or equivalent

GENERAL SPECIFICATIONS	
DOORS MATERIALS	TAN OAK
DOORS IRONMONGERY	CUSTOMIZED CHROME PLATE
CURTAIN WALLS	
WARDROBES PANELS	TAN OAK WOOD W/ FRAMED CHROME GLASS DOOR
WARDROBES HINGES	

■ PRIVATE POOL : 2.30 X 5.00 X 1.00

Disclaimer:

- The mentioned areas are approximate and may be subject to minor modifications upon completion of finishing and installation of services.
- The specific brands of finishing materials, sanitary ware, and appliances are subject to market availability, and equivalent alternatives may be provided as necessary.

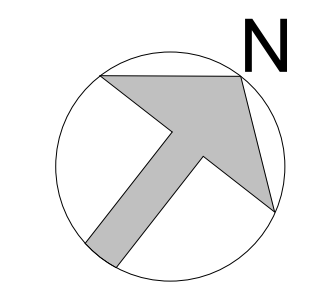


RIVIERA MANSION COLLECTION

02ND FLOOR PLAN

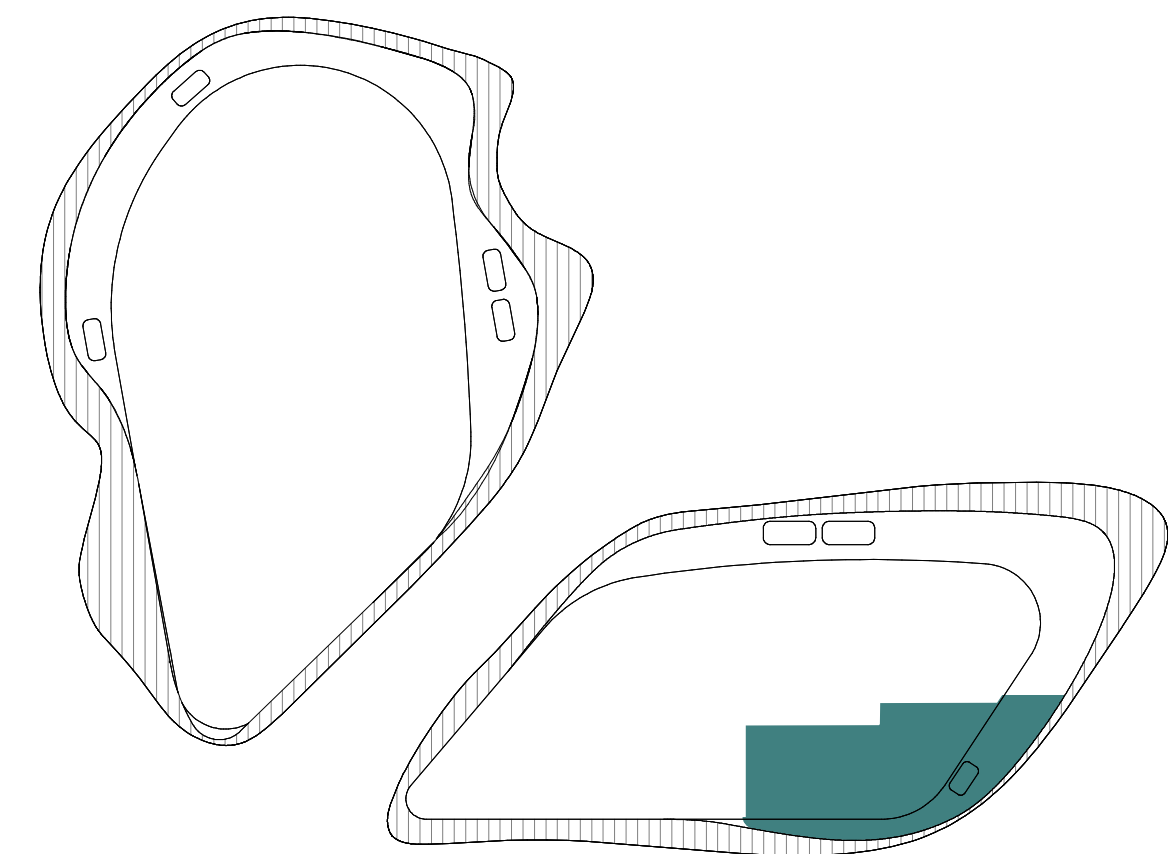
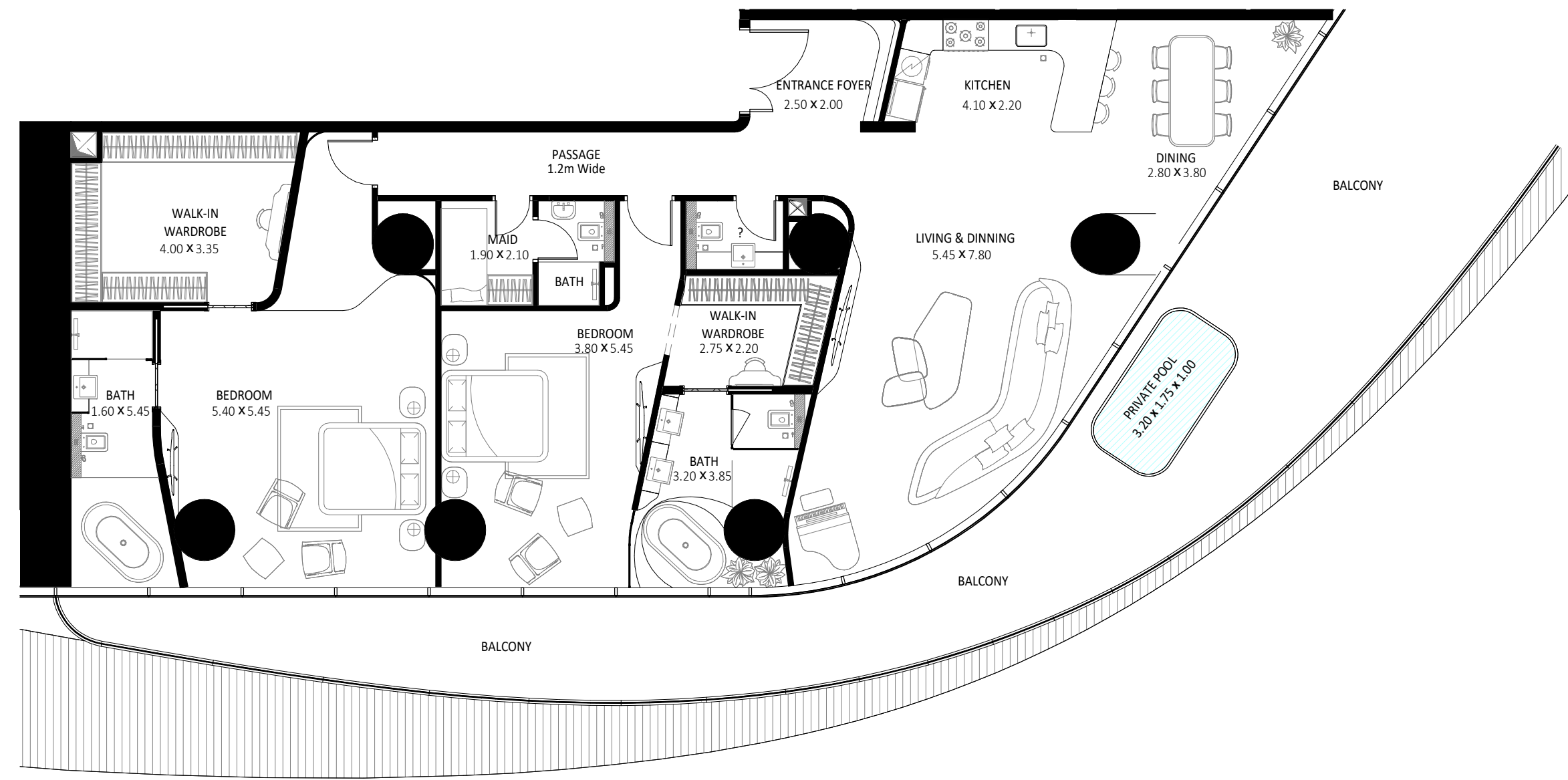
MANSION NUMBER | 0207

MANSION NAME | CANNES - 2 BEDROOMS MANSION




AREA	SQ. M	SQ. FT
SUITE AREA	213 m ²	2289 ft ²
BALCONY AREA	99 m ²	1065 ft ²
TOTAL UNIT AREA	312 m ²	3354 ft ²

0207 MANSION DESIGN COMPONENTS	
BEDROOM	23 m ²
WALK-IN WARDROBE	6 m ²
BEDROOM	34 m ²
WALK-IN WARDROBE	14 m ²
PASSAGE	12 m ²
KITCHEN	9 m ²
ENTRANCE FOYER	6 m ²
LIVING & DINNING	53 m ²
BATH	10 m ²
BATH	9 m ²
PWDR	3 m ²
BATH	3 m ²
MAID	4 m ²



VIEW ANALYSIS

- BURJ KHALIFA | RIVIERA BEACH | CANAL
- BURJ KHALIFA | RIVIERA BEACH
- RIVIERA BEACH
- DUBAI WATER CANAL | BUSINESS BAY



GENERAL FINISHES	
FLOORING	CALACATTA ORRO + ACCENT OF SOLADITE BLUE MARBLE
SKIRTING	CALACATTA ORRO
WALL	TAN OAK WOOD + DECORATIVE PAINT + CALCATTIA ORRO + SOLADITE BLUE + SHINY CHROME
CEILING	PAINT AND CHROME TRIM
TERRACE	COMPOSITE DECKING

KITCHEN & APPLIANCES	
CABINETS	PLAIN AND FLUTED TAN OAK WOOD WITH STAINLESS STEEL PLATE AND MESH CABINET W/ STAINLESS STEEL PLATE
COUNTER TOP	OPUS WHITE QUARTIZTE
BACK SPLASH	SODALITE BLUE MARBLE
COOKING RANGE	MIELIE / GAGGENAU or equivalent
SINK	UNDERMOUNT STAINLESS STEEL SINK
FRIDGE	MIELIE / GAGENAU or equivalent
DISH WASHER	MIELIE / GAGENAU or equivalent
WASHING MACHINE	MIELIE / GAGENAU or equivalent
MICROWAVE	MIELIE / GAGENAU or equivalent
OVEN	MIELIE / GAGENAU or equivalent
ICE MAKER	MIELIE / GAGENAU or equivalent

BATHROOM SPECIFICATIONS	
FLOORING	CALACATTA ORRO
SKIRTING	CALACATTA ORRO
WALL	CALACATTA ORRO + PLAIN AND FLUTED TAN OAK WOOD + DECORATIVE PAINT + AQUA MARINE FLUTED GLASS
CEILING	PAINT & BRUSHED CHROME TRIM
WASHBASIN	MARBLE / KOHLER or TOTO or equivalent
WC	KOHLER or TOTO or equivalent
SHOWER BOX	Dornbracht, hansgrohe or equivalent
BATHTUB	KOHLER or TOTO or equivalent
JACUZZI	KOHLER or TOTO or equivalent

GENERAL SPECIFICATIONS	
DOORS MATERIALS	TAN OAK
DOORS IRONMONGERY	CUSTOMIZED CHROME PLATE
CURTAIN WALLS	
WARDROBES PANELS	TAN OAK WOOD W/ FRAMED CHROME GLASS DOOR
WARDROBES HINGES	

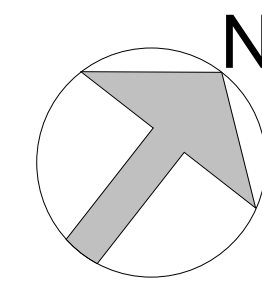
■ PRIVATE POOL : 1.75 X 3.20 X 1.00

Disclaimer:

- The mentioned areas are approximate and may be subject to minor modifications upon completion of finishing and installation of services.
- The specific brands of finishing materials, sanitary ware, and appliances are subject to market availability, and equivalent alternatives may be provided as necessary.

RIVIERA MANSION COLLECTION

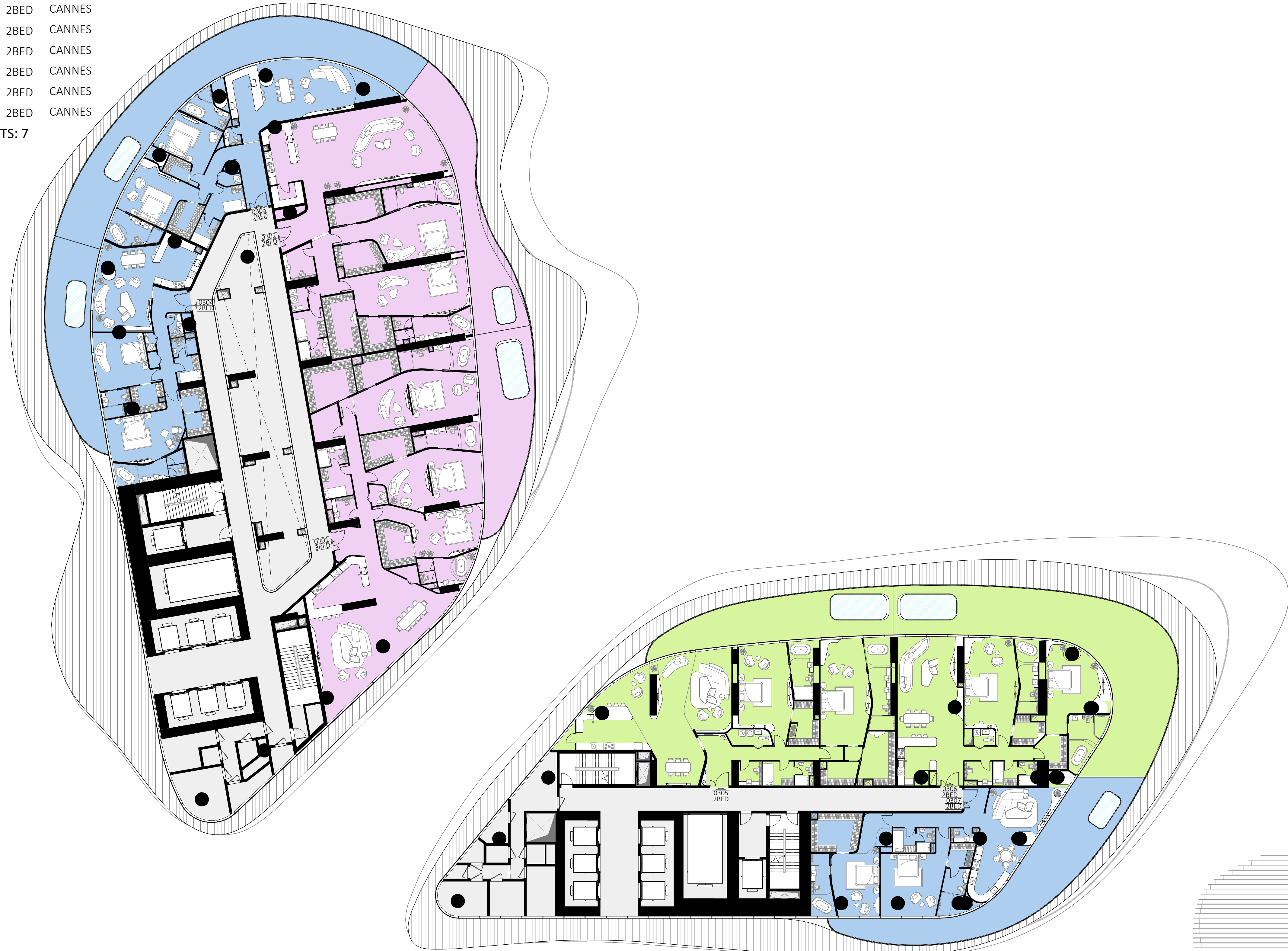
03RD FLOOR PLAN



MANSION NAME | ↓

- 0301 3BED ST TROPEZ
- 0302 2BED CANNES
- 0303 2BED CANNES
- 0304 2BED CANNES
- 0305 2BED CANNES
- 0306 2BED CANNES
- 0307 2BED CANNES

TOTAL UNITS: 7



VIEW ANALYSIS

- BURJ KHALIFA | RIVIERA BEACH | CANAL
- BURJ KHALIFA | RIVIERA BEACH
- RIVIERA BEACH
- DUBAI WATER CANAL | BUSINESS BAY

COMMON SPECIFICATIONS

CORRIDOR FLOORING	BOOKMATCHED CALACATTA ORRO + ACCENT OF SOLADITE BLUE MARBLE
CORRIDOR SKIRTING	CALACATTA ORRO
CORRIDOR WALLS	TAN OAK WOOD + DECORATIVE PAINT + CALCATTA ORRO + SOLADITE BLUE + SHINY CHROME
CORRIDOR CEILINGS	PAINT AND CHROME TRIM
TERRACE	COMPOSITE DECKING

NO. OF PASSENGER LIFT	12 LIFTS
NO. OF SERVICE LIFTS	2 LIFTS
NO. OF CAR LIFTS	2 LIFTS

FIRE FIGHTING SYSTEM

SMART SYSTEM SPECIFICATIONS

1. **Voice Controlled Systems:** Integrating systems like Amazon's Alexa, Google Home, or Apple's Siri for voice-activated controls across the house – from playing your favourite music to drawing the blinds. Turning lights on/off, controlling temperatures...
2. **Security Systems:** Advanced security systems will include biometric locks, CCTV cameras, and intrusion detection systems.
3. **Energy Management:** Smart thermostats and energy-efficient appliances will be linked to provide data on energy usage and offer insights on how to save energy and reduce utility bills.
4. **Automated Blinds and Curtains:** Automated Blinds and Curtains: These could adjust based on the sunlight to help with energy management or could be scheduled to open or close at specific times.
5. **Smart Kitchen Appliances.**

ACOUSTIC SPECIFICATIONS

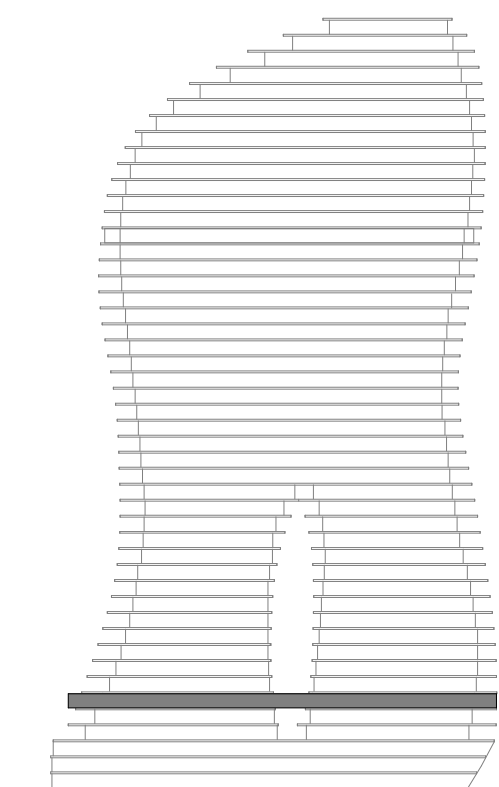
- The facades feature high-performance curtain walls providing both stunning panoramic views and exceptional sound insulation with impressive Sound Transmission Class (STC) ratings.
- The curtain walls are designed with special seals and gaskets to enhance sound isolation, promoting a tranquil living experience.
- The windows have a high Outdoor-Indoor Transmission Class (OITC) rating, designed to reduce both high and low-frequency sounds from external sources like traffic and aircraft.
- The doors in all units, both exterior and interior, are designed with superior acoustic properties, mirroring the commitment to acoustic comfort and privacy.
- The layout of the units optimizes noise reduction between rooms, with thoughtful use of wall, floor, and ceiling materials to absorb sound and reduce echoes.
- The HVAC and drainage systems operates quietly, designed with noise-reducing features to ensure minimal noise disruption.
- Overall, the units are a sanctuary of serenity and peace, with every detail carefully designed for acoustic comfort, offering a luxurious and peaceful living experience in the heart of the metropolis.

EXTRA FEATURES

PRIVATE POOL SIZES	<ul style="list-style-type: none"> • 1.20 X 2.70 X 1.00 • 1.75 X 3.20 X 1.00 • 1.75 X 4.00 X 1.00 • 2.30 X 5.00 X 1.00 • 6.00 X 8.00 X 1.00
--------------------	--

NUMBER OF PARKING	<ul style="list-style-type: none"> • 2 BEDROOM : 3 PARKINGS AT THE BASEMENT • 3 BEDROOM : 5 PARKINGS AT THE BASEMENT • 4 BEDROOM : 7 PARKINGS AT THE BASEMENT • PENTHOUSE : 10 PARKINGS AT THE BASEMENT • SKY MANSION : 20 PARKINGS AT THE BASEMENT
-------------------	--

CAR LIFT	<ul style="list-style-type: none"> • RIGHT SIDE IS SERVING [3702 3802] • LEFT SIDE IS SERVING [3701 3801 3901 4001 4101 4201 4301]
----------	--




RIVIERA MANSION COLLECTION

03RD FLOOR PLAN

MANSION NUMBER | 0301

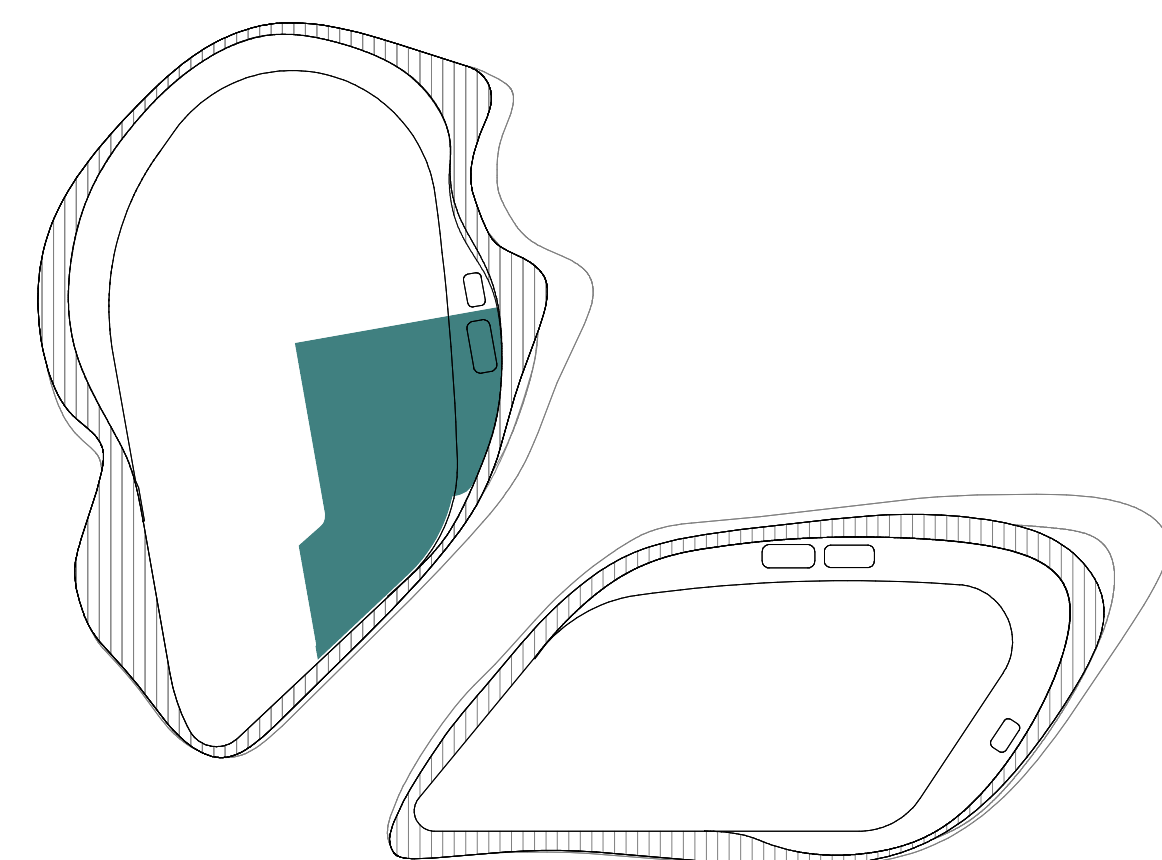
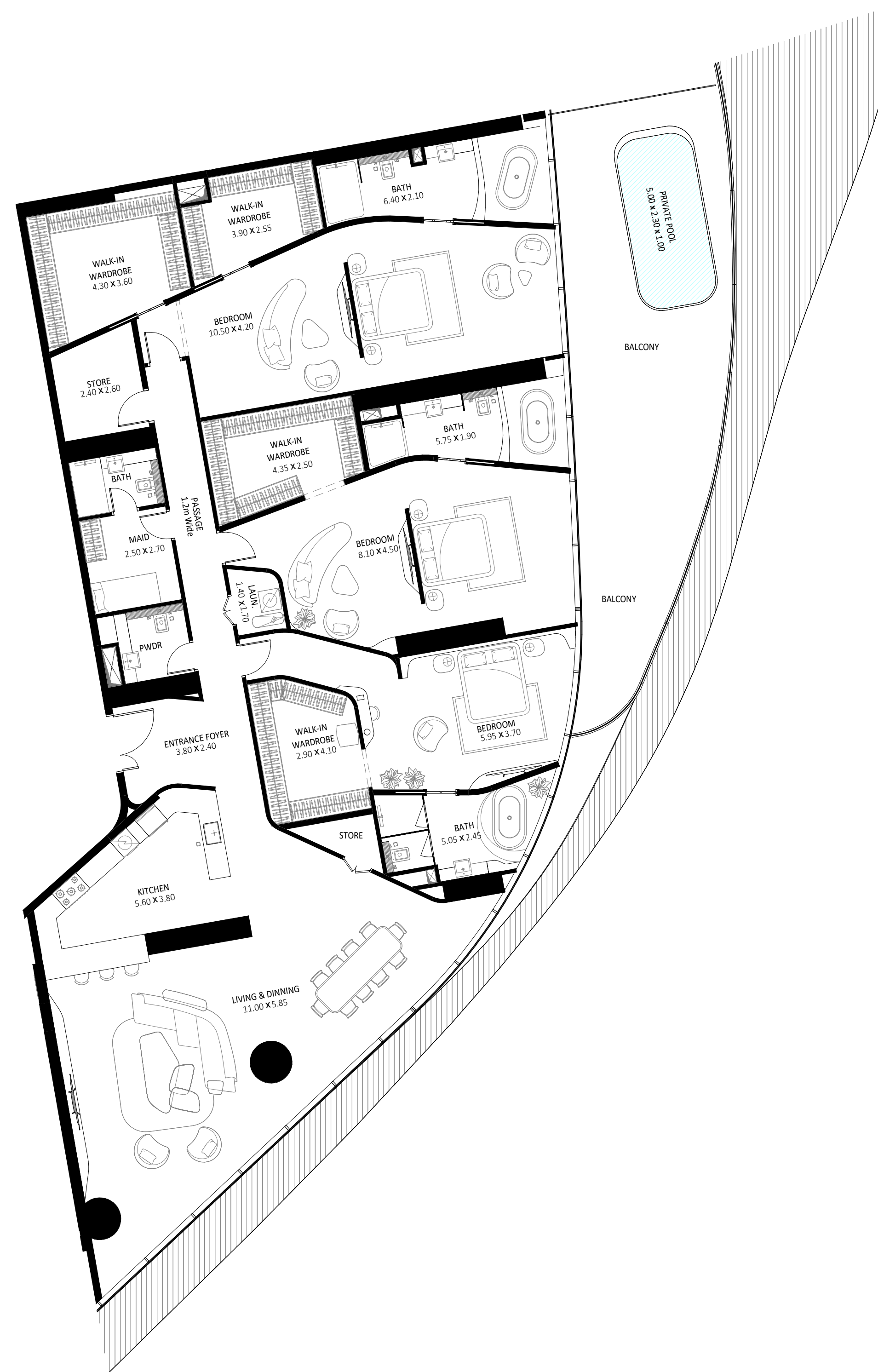
MANSION NAME | ST TROPEZ - 3 BEDROOMS MANSION



AREA	SQ. M	SQ. FT
SUITE AREA	376 m ²	4050 ft ²
BALCONY AREA	70 m ²	750 ft ²
TOTAL UNIT AREA	446 m ²	4801 ft ²

0301 MANSION DESIGN COMPONENTS

WALK-IN WARDROBE	9 m ²
ENTRANCE FOYER	10 m ²
PASSAGE	12 m ²
LIVING & DINNING	76 m ²
KITCHEN	18 m ²
BEDROOM	27 m ²
BEDROOM	39 m ²
BEDROOM	46 m ²
WALK-IN WARDROBE	11 m ²
STORE	7 m ²
WALK-IN WARDROBE	15 m ²
BATH	7 m ²
BATH	11 m ²
BATH	14 m ²
PWDR	4 m ²
LAUN.	2 m ²
WALK-IN WARDROBE	11 m ²
STORE	2 m ²
MAID	7 m ²
BATH	4 m ²



VIEW ANALYSIS

- BURJ KHALIFA | RIVIERA BEACH | CANAL
- BURJ KHALIFA | RIVIERA BEACH
- RIVIERA BEACH
- DUBAI WATER CANAL | BUSINESS BAY

GENERAL FINISHES

FLOORING	CALACATTA ORRO + ACCENT OF SOLADITE BLUE MARBLE
SKIRTING	CALACATTA ORRO
WALL	TAN OAK WOOD + DECORATIVE PAINT + CALCATTIA ORRO + SOLADITE BLUE + SHINY CHROME
CEILING	PAINT AND CHROME TRIM
TERRACE	COMPOSITE DECKING

KITCHEN & APPLIANCES

CABINETS	PLAIN AND FLUTED TAN OAK WOOD WITH STAINLESS STEEL PLATE AND MESH CABINET W/ STAINLESS STEEL PLATE
COUNTER TOP	OPUS WHITE QUARTIZTE
BACK SPLASH	SODALITE BLUE MARBLE
COOKING RANGE	MIELIE / GAGGENAU or equivalent
SINK	UNDERMOUNT STAINLESS STEEL SINK
FRIDGE	MIELIE / GAGENAU or equivalent
DISH WASHER	MIELIE / GAGENAU or equivalent
WASHING MACHINE	MIELIE / GAGENAU or equivalent
MICROWAVE	MIELIE / GAGENAU or equivalent
OVEN	MIELIE / GAGENAU or equivalent
ICE MAKER	MIELIE / GAGENAU or equivalent

BATHROOM SPECIFICATIONS

FLOORING	CALACATTA ORRO
SKIRTING	CALACATTA ORRO
WALL	CALACATTA ORRO + PLAIN AND FLUTED TAN OAK WOOD + DECORATIVE PAINT + AQUA MARINE FLUTED GLASS
CEILING	PAINT & BRUSHED CHROME TRIM
WASHBASIN	MARBLE / KOHLER or TOTO or equivalent
WC	KOHLER or TOTO or equivalent
SHOWER BOX	Dornbracht, hansgrohe or equivalent
BATHTUB	KOHLER or TOTO or equivalent
JACUZZI	KOHLER or TOTO or equivalent

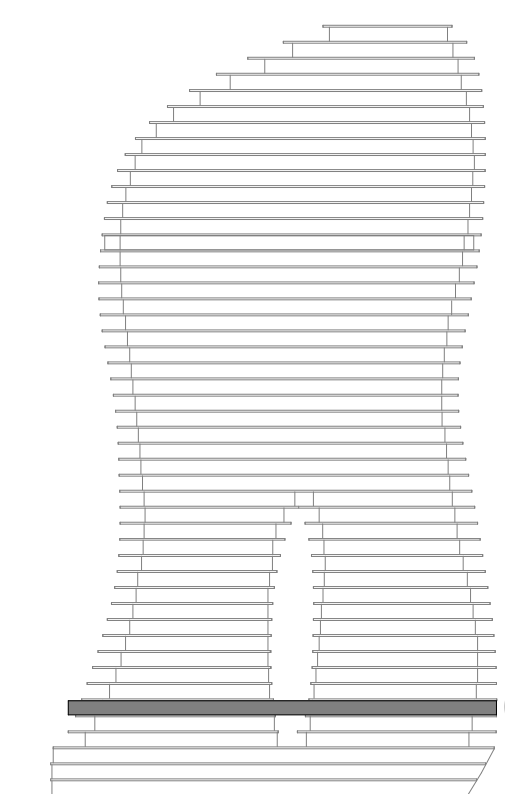
GENERAL SPECIFICATIONS

DOORS MATERIALS	TAN OAK
DOORS IRONMONGERY	CUSTOMIZED CHROME PLATE
CURTAIN WALLS	
WARDROBES PANELS	TAN OAK WOOD W/ FRAMED CHROME GLASS DOOR
WARDROBES HINGES	

■ PRIVATE POOL : 2.30 X 5.00 X 1.00

Disclaimer:

- The mentioned areas are approximate and may be subject to minor modifications upon completion of finishing and installation of services.
- The specific brands of finishing materials, sanitary ware, and appliances are subject to market availability, and equivalent alternatives may be provided as necessary.




RIVIERA MANSION COLLECTION

03RD FLOOR PLAN

MANSION NUMBER | 0302

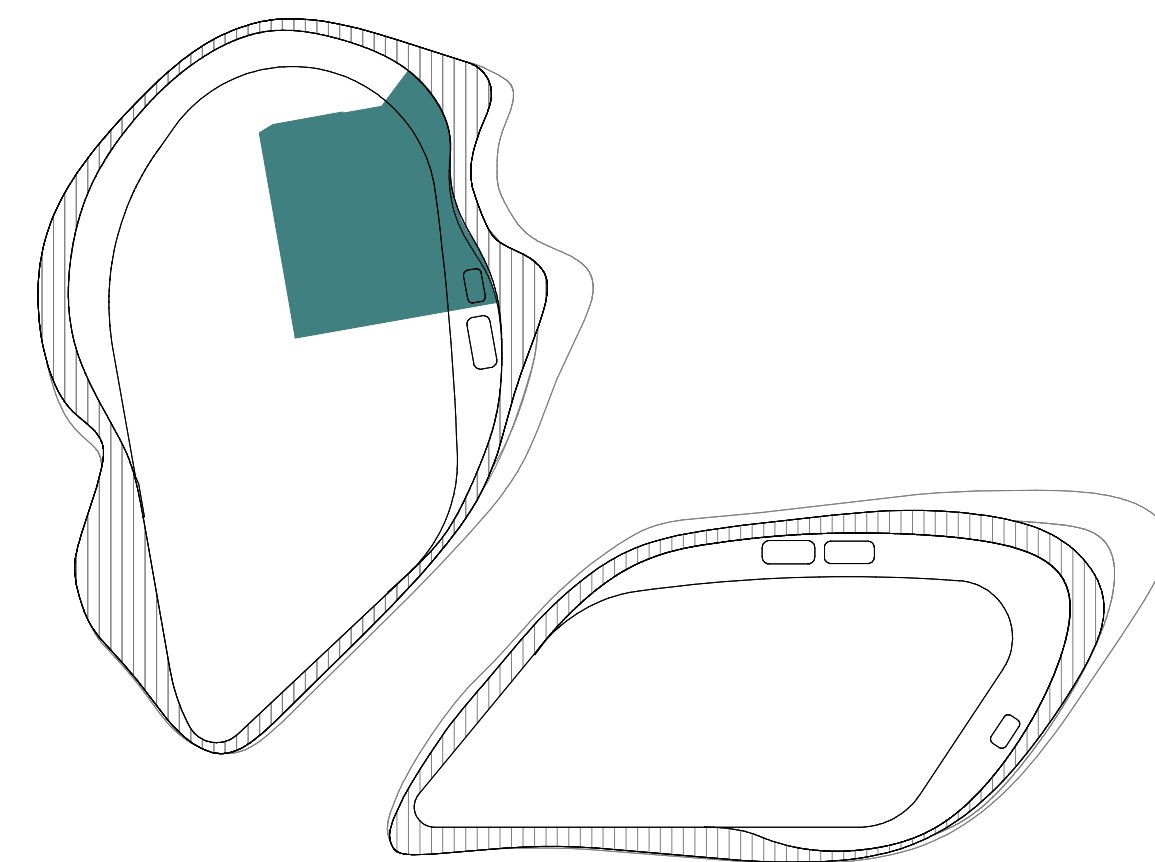
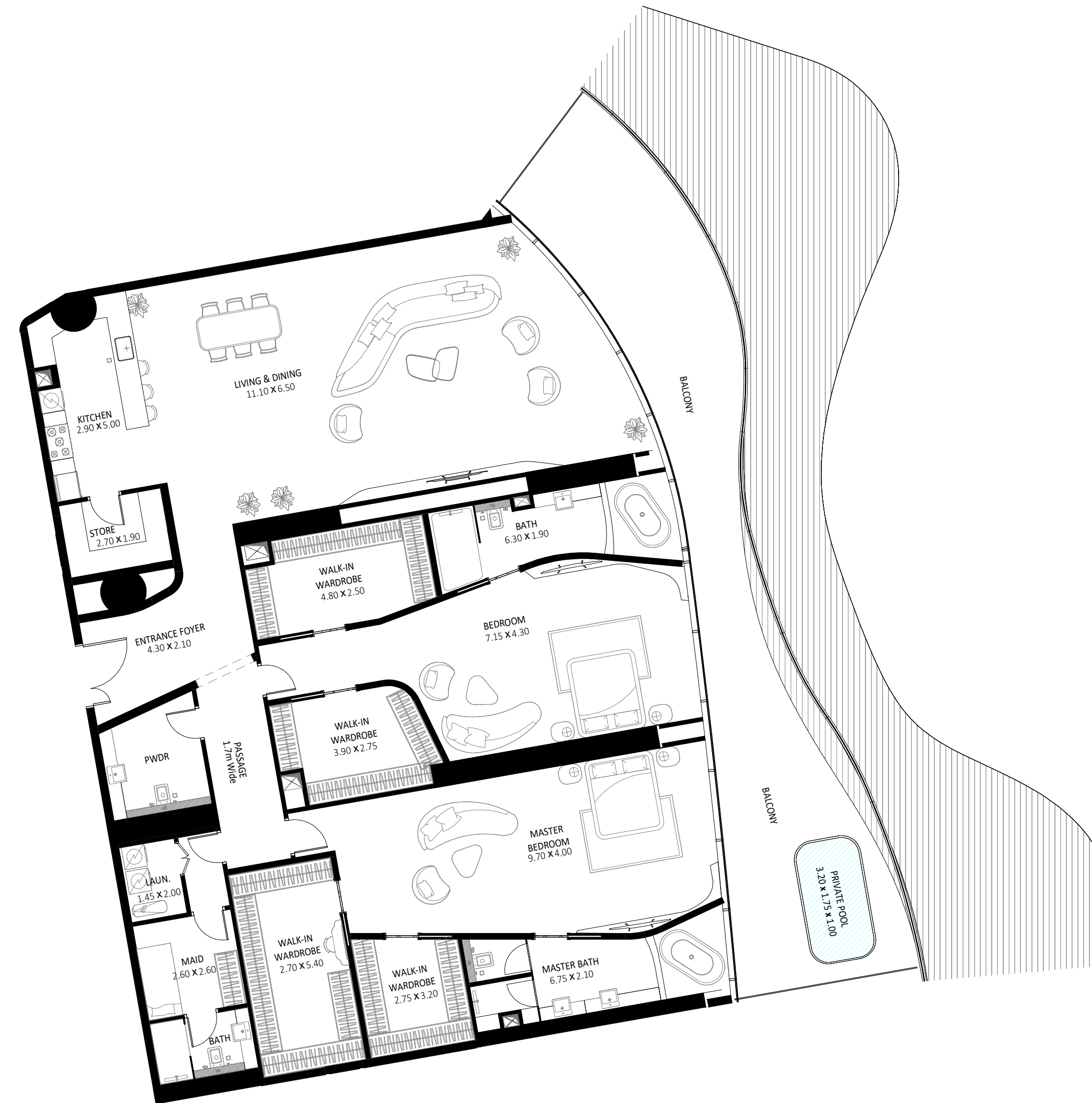
MANSION NAME | CANNES - 2 BEDROOMS MANSION



AREA	SQ. M	SQ. FT
SUITE AREA	326 m ²	3514 ft ²
BALCONY AREA	74 m ²	795 ft ²
TOTAL UNIT AREA	400 m ²	4310 ft ²

0302 MANSION DESIGN COMPONENTS

KITCHEN	13 m ²
LIVING & DINING	78 m ²
BEDROOM	37 m ²
BATH	12 m ²
WALK-IN WARDROBE	11 m ²
WALK-IN WARDROBE	10 m ²
ENTRANCE FOYER	13 m ²
PWDR	7 m ²
MASTER BEDROOM	42 m ²
MASTER BATH	15 m ²
WALK-IN WARDROBE	8 m ²
WALK-IN WARDROBE	15 m ²
LAUN.	3 m ²
STORE	5 m ²
BATH	4 m ²
MAID	7 m ²



VIEW ANALYSIS

- BURJ KHALIFA | RIVIERA BEACH | CANAL
- BURJ KHALIFA | RIVIERA BEACH
- RIVIERA BEACH
- DUBAI WATER CANAL | BUSINESS BAY

GENERAL FINISHES

FLOORING	CALACATTA ORRO + ACCENT OF SOLADITE BLUE MARBLE
SKIRTING	CALACATTA ORRO
WALL	TAN OAK WOOD + DECORATIVE PAINT + CALCATTIA ORRO + SOLADITE BLUE + SHINY CHROME
CEILING	PAINT AND CHROME TRIM
TERRACE	COMPOSITE DECKING

KITCHEN & APPLIANCES

CABINETS	PLAIN AND FLUTED TAN OAK WOOD WITH STAINLESS STEEL PLATE AND MESH CABINET W/ STAINLESS STEEL PLATE
COUNTER TOP	OPUS WHITE QUARTIZTE
BACK SPLASH	SODALITE BLUE MARBLE
COOKING RANGE	MIELIE / GAGGENAU or equivalent
SINK	UNDERMOUNT STAINLESS STEEL SINK
FRIDGE	MIELIE / GAGENAU or equivalent
DISH WASHER	MIELIE / GAGENAU or equivalent
WASHING MACHINE	MIELIE / GAGENAU or equivalent
MICROWAVE	MIELIE / GAGENAU or equivalent
OVEN	MIELIE / GAGENAU or equivalent
ICE MAKER	MIELIE / GAGENAU or equivalent

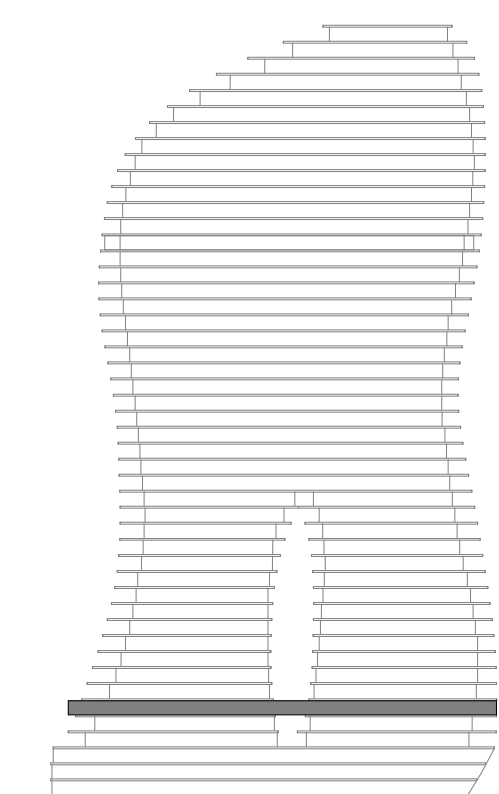
BATHROOM SPECIFICATIONS

FLOORING	CALACATTA ORRO
SKIRTING	CALACATTA ORRO
WALL	CALACATTA ORRO + PLAIN AND FLUTED TAN OAK WOOD + DECORATIVE PAINT + AQUA MARINE FLUTED GLASS
CEILING	PAINT & BRUSHED CHROME TRIM
WASHBASIN	MARBLE / KOHLER or TOTO or equivalent
WC	KOHLER or TOTO or equivalent
SHOWER BOX	Dornbracht, hansgrohe or equivalent
BATHTUB	KOHLER or TOTO or equivalent
JACUZZI	KOHLER or TOTO or equivalent

GENERAL SPECIFICATIONS

DOORS MATERIALS	TAN OAK
DOORS IRONMONGERY	CUSTOMIZED CHROME PLATE
CURTAIN WALLS	
WARDROBES PANELS	TAN OAK WOOD W/ FRAMED CHROME GLASS DOOR
WARDROBES HINGES	

■ PRIVATE POOL : 1.75 X 3.20 X 1.00



Disclaimer:

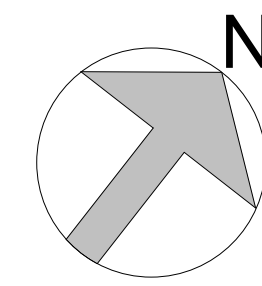
- The mentioned areas are approximate and may be subject to minor modifications upon completion of finishing and installation of services.
- The specific brands of finishing materials, sanitary ware, and appliances are subject to market availability, and equivalent alternatives may be provided as necessary.

RIVIERA MANSION COLLECTION

03RD FLOOR PLAN

MANSION NUMBER | 0303

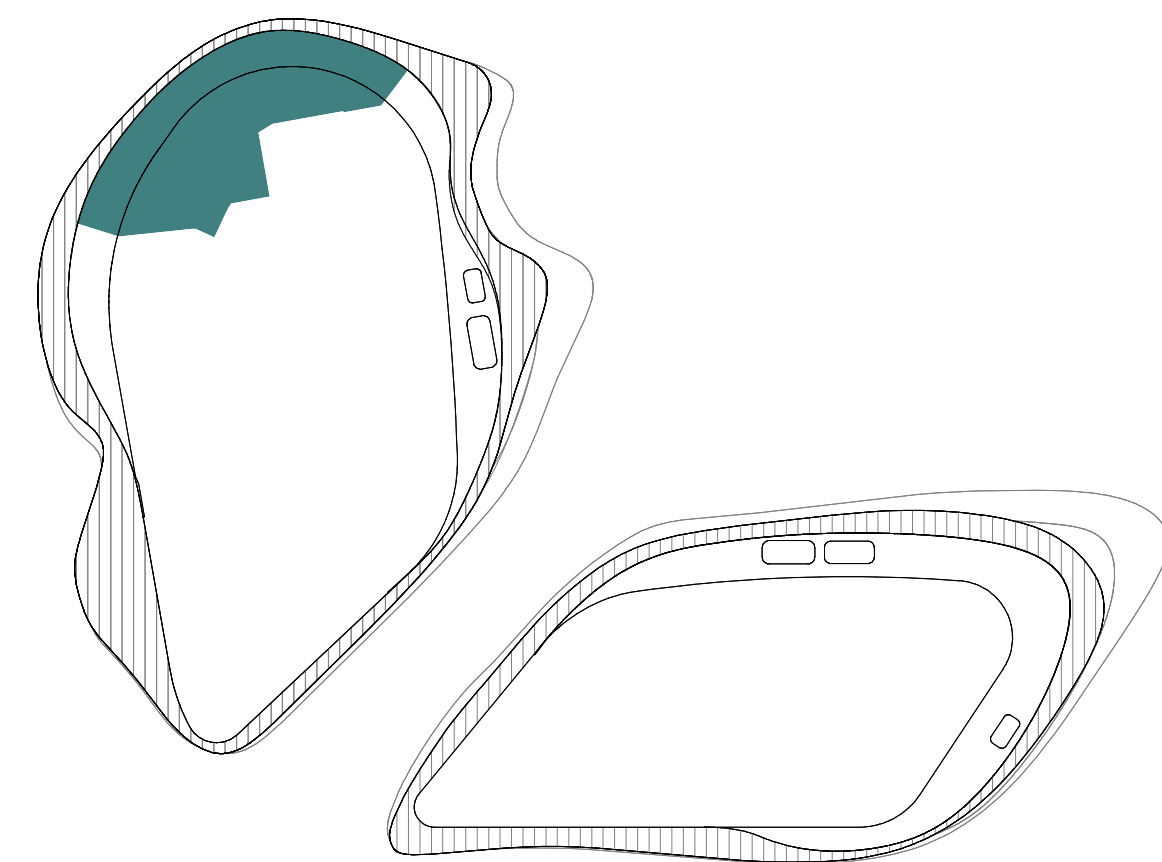
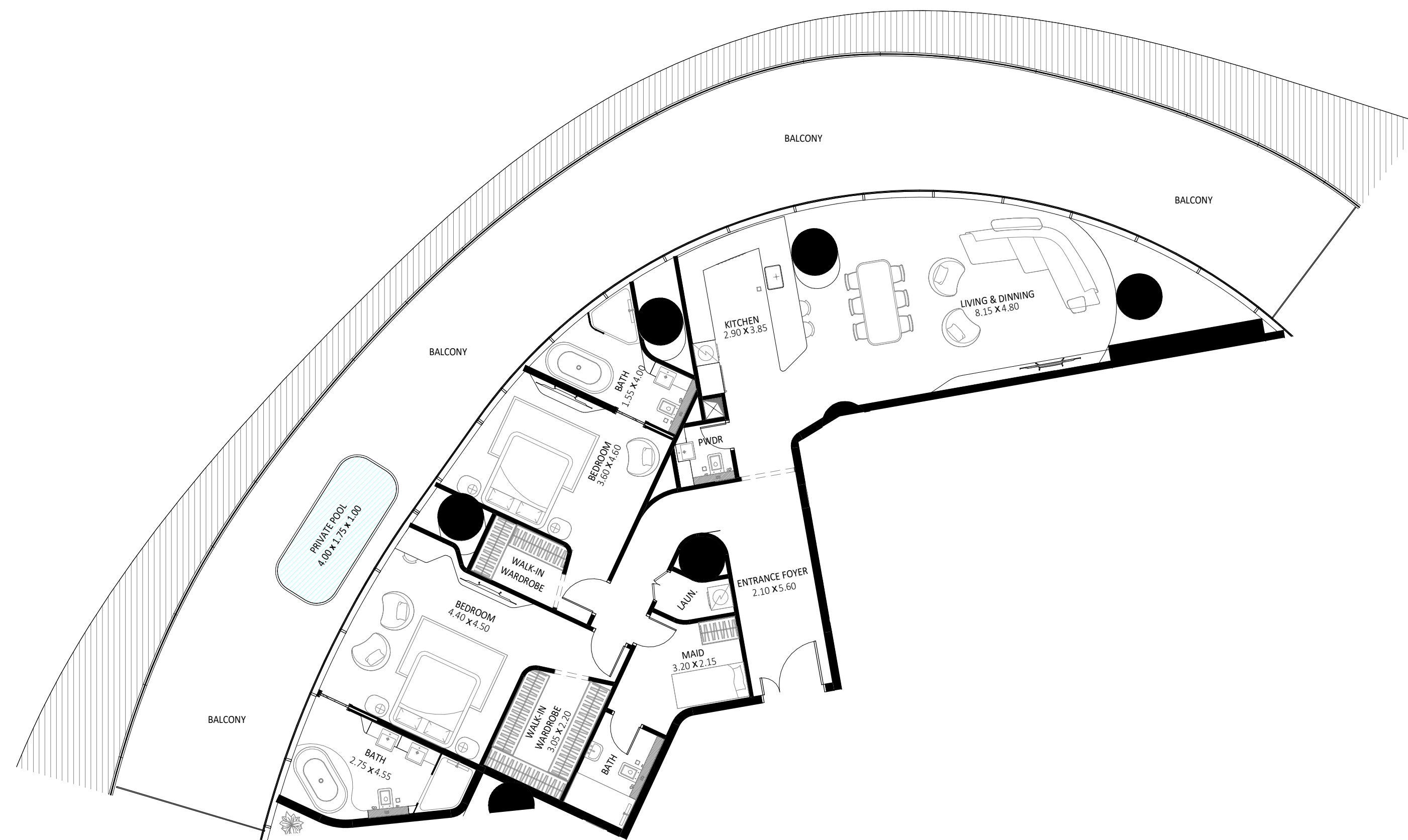
MANSION NAME | CANNES - 2 BEDROOMS MANSION



AREA	SQ. M	SQ. FT
SUITE AREA	189 m ²	2032 ft ²
BALCONY AREA	140 m ²	1503 ft ²
TOTAL UNIT AREA	328 m ²	3535 ft ²

0303 MANSION DESIGN COMPONENTS

PWDR	2 m ²
WALK-IN WARDROBE	4 m ²
ENTRANCE FOYER	18 m ²
LIVING & DINNING	48 m ²
KITCHEN	10 m ²
BEDROOM	18 m ²
BEDROOM	23 m ²
BATH	7 m ²
WALK-IN WARDROBE	7 m ²
LAUN.	2 m ²
BATH	10 m ²
MAID	7 m ²
BATH	4 m ²



VIEW ANALYSIS

- BURJ KHALIFA | RIVIERA BEACH | CANAL
- BURJ KHALIFA | RIVIERA BEACH
- RIVIERA BEACH
- DUBAI WATER CANAL | BUSINESS BAY

GENERAL FINISHES

FLOORING	CALACATTA ORRO + ACCENT OF SOLADITE BLUE MARBLE
SKIRTING	CALACATTA ORRO
WALL	TAN OAK WOOD + DECORATIVE PAINT + CALCATT A ORRO + SOLADITE BLUE + SHINY CHROME
CEILING	PAINT AND CHROME TRIM
TERRACE	COMPOSITE DECKING

KITCHEN & APPLIANCES

CABINETS	PLAIN AND FLUTED TAN OAK WOOD WITH STAINLESS STEEL PLATE AND MESH CABINET W/ STAINLESS STEEL PLATE
COUNTER TOP	OPUS WHITE QUARTIZTE
BACK SPLASH	SODALITE BLUE MARBLE
COOKING RANGE	MIELIE / GAGGENAU or equivalent
SINK	UNDERMOUNT STAINLESS STEEL SINK
FRIDGE	MIELIE / GAGGENAU or equivalent
DISH WASHER	MIELIE / GAGGENAU or equivalent
WASHING MACHINE	MIELIE / GAGGENAU or equivalent
MICROWAVE	MIELIE / GAGGENAU or equivalent
OVEN	MIELIE / GAGGENAU or equivalent
ICE MAKER	MIELIE / GAGGENAU or equivalent

BATHROOM SPECIFICATIONS

FLOORING	CALACATTA ORRO
SKIRTING	CALACATTA ORRO
WALL	CALACATTA ORRO + PLAIN AND FLUTED TAN OAK WOOD + DECORATIVE PAINT + AQUA MARINE FLUTED GLASS
CEILING	PAINT & BRUSHED CHROME TRIM
WASHBASIN	MARBLE / KOHLER or TOTO or equivalent
WC	KOHLER or TOTO or equivalent
SHOWER BOX	Dornbracht, hansgrohe or equivalent
BATHTUB	KOHLER or TOTO or equivalent
JACUZZI	KOHLER or TOTO or equivalent

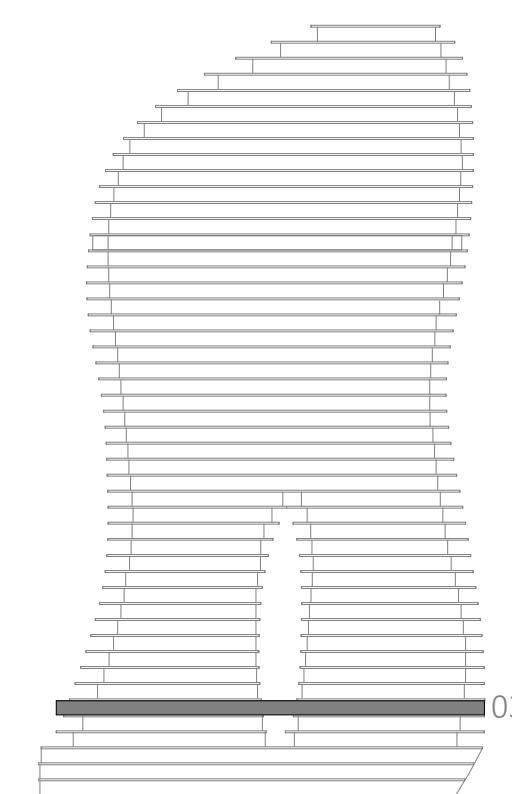
GENERAL SPECIFICATIONS

DOORS MATERIALS	TAN OAK
DOORS IRONMONGERY	CUSTOMIZED CHROME PLATE
CURTAIN WALLS	
WARDROBES PANELS	TAN OAK WOOD W/ FRAMED CHROME GLASS DOOR
WARDROBES HINGES	

■ PRIVATE POOL : 1.75 X 4.00 X 1.00

Disclaimer:

- The mentioned areas are approximate and may be subject to minor modifications upon completion of finishing and installation of services.
- The specific brands of finishing materials, sanitary ware, and appliances are subject to market availability, and equivalent alternatives may be provided as necessary.



RIVIERA MANSION COLLECTION

03RD FLOOR PLAN

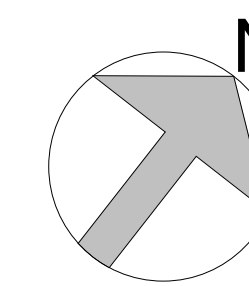
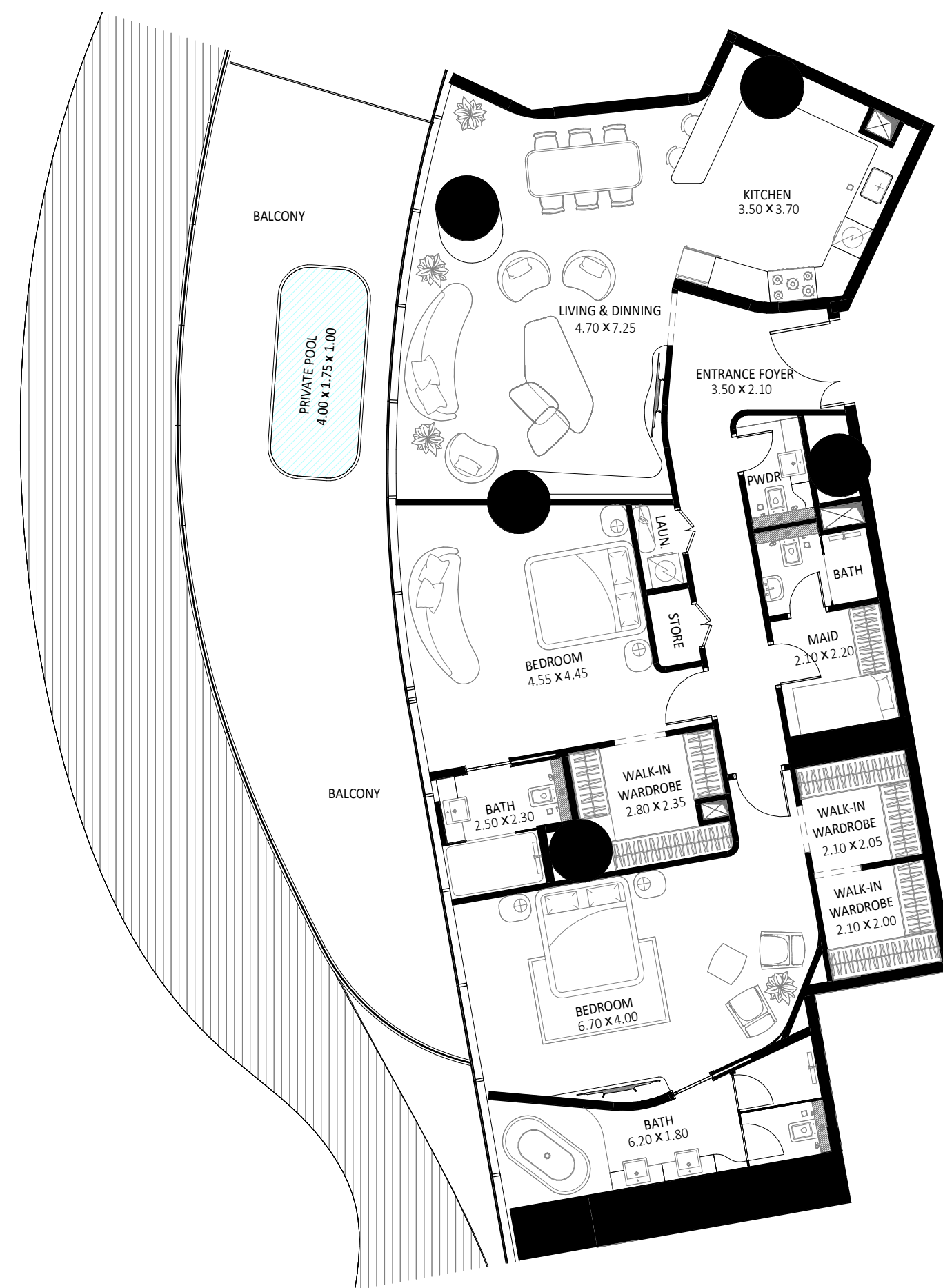
MANSION NUMBER | 0304

MANSION NAME | CANNES - 2 BEDROOMS MANSION

AREA	SQ. M	SQ. FT
SUITE AREA	182 m ²	1955 ft ²
BALCONY AREA	64 m ²	691 ft ²
TOTAL UNIT AREA	246 m ²	2646 ft ²

0304 MANSION DESIGN COMPONENTS

WALK-IN WARDROBE	6 m ²
WALK-IN WARDROBE	4 m ²
STORE	1 m ²
ENTRANCE FOYER	6 m ²
PASSAGE	8 m ²
LIVING & DINNING	35 m ²
KITCHEN	14 m ²
BEDROOM	22 m ²
BEDROOM	27 m ²
WALK-IN WARDROBE	4 m ²
BATH	5 m ²
BATH	11 m ²
LAUN.	1 m ²
PWDR	3 m ²
MAID	5 m ²
BATH	3 m ²



GENERAL FINISHES

FLOORING	CALACATTA ORRO + ACCENT OF SOLADITE BLUE MARBLE
SKIRTING	CALACATTA ORRO
WALL	TAN OAK WOOD + DECORATIVE PAINT + CALCATTIA ORRO + SOLADITE BLUE + SHINY CHROME
CEILING	PAINT AND CHROME TRIM
TERRACE	COMPOSITE DECKING

KITCHEN & APPLIANCES

CABINETS	PLAIN AND FLUTED TAN OAK WOOD WITH STAINLESS STEEL PLATE AND MESH CABINET W/ STAINLESS STEEL PLATE
COUNTER TOP	OPUS WHITE QUARTIZTE
BACK SPLASH	SODALITE BLUE MARBLE
COOKING RANGE	MIELIE / GAGGENAU or equivalent
SINK	UNDERMOUNT STAINLESS STEEL SINK
FRIDGE	MIELIE / GAGENAU or equivalent
DISH WASHER	MIELIE / GAGENAU or equivalent
WASHING MACHINE	MIELIE / GAGENAU or equivalent
MICROWAVE	MIELIE / GAGENAU or equivalent
OVEN	MIELIE / GAGENAU or equivalent
ICE MAKER	MIELIE / GAGENAU or equivalent

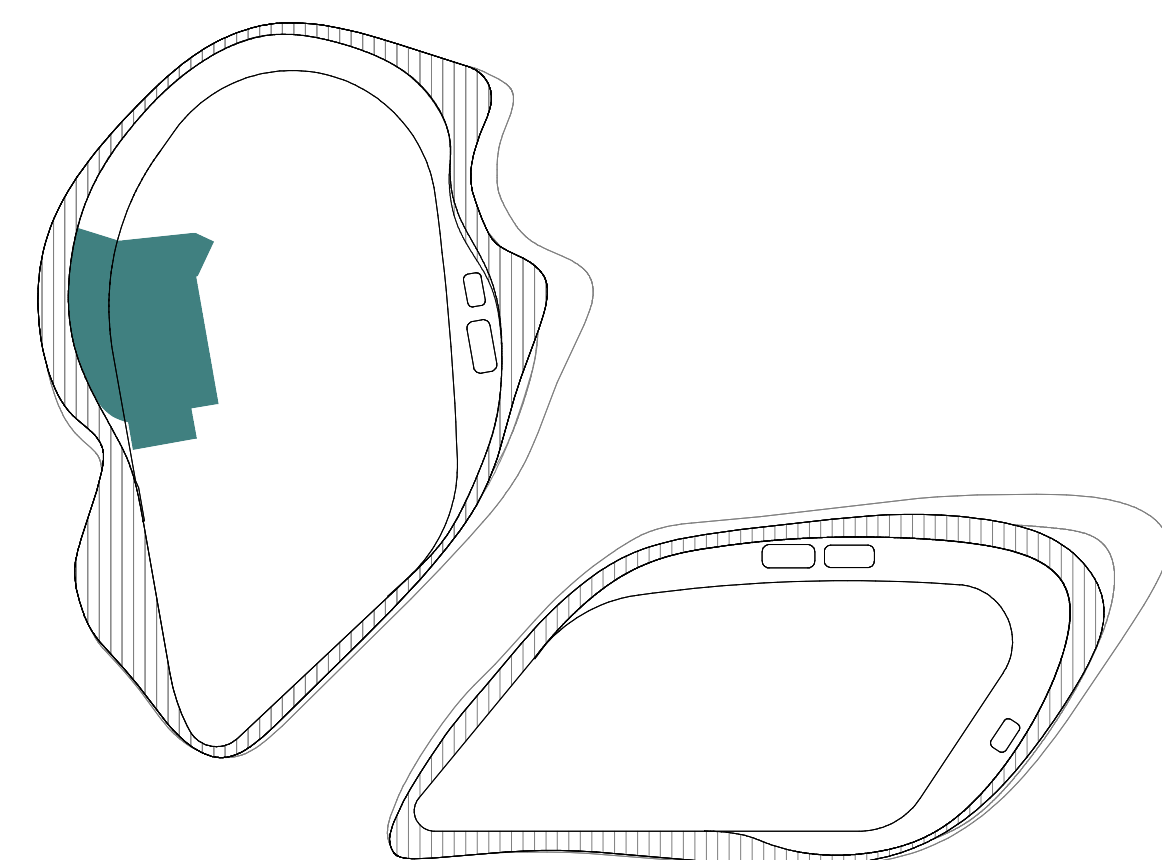
BATHROOM SPECIFICATIONS

FLOORING	CALACATTA ORRO
SKIRTING	CALACATTA ORRO
WALL	CALACATTA ORRO + PLAIN AND FLUTED TAN OAK WOOD + DECORATIVE PAINT + AQUA MARINE FLUTED GLASS
CEILING	PAINT & BRUSHED CHROME TRIM
WASHBASIN	MARBLE / KOHLER or TOTO or equivalent
WC	KOHLER or TOTO or equivalent
SHOWER BOX	Dornbracht, hansgrohe or equivalent
BATHTUB	KOHLER or TOTO or equivalent
JACUZZI	KOHLER or TOTO or equivalent

GENERAL SPECIFICATIONS

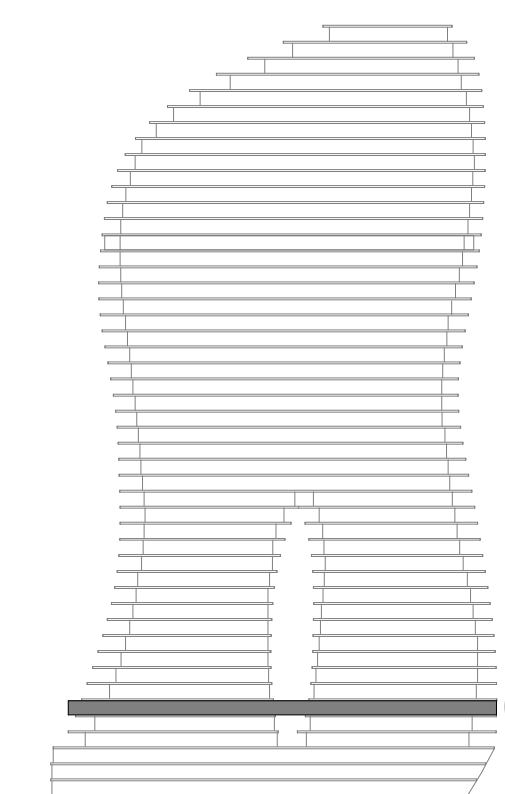
DOORS MATERIALS	TAN OAK
DOORS IRONMONGERY	CUSTOMIZED CHROME PLATE
CURTAIN WALLS	
WARDROBES PANELS	TAN OAK WOOD W/ FRAMED CHROME GLASS DOOR
WARDROBES HINGES	

■ PRIVATE POOL : 1.75 X 4.00 X 1.00



VIEW ANALYSIS

- BURJ KHALIFA | RIVIERA BEACH | CANAL
- BURJ KHALIFA | RIVIERA BEACH
- RIVIERA BEACH
- DUBAI WATER CANAL | BUSINESS BAY



Disclaimer:


- The mentioned areas are approximate and may be subject to minor modifications upon completion of finishing and installation of services.
- The specific brands of finishing materials, sanitary ware, and appliances are subject to market availability, and equivalent alternatives may be provided as necessary.

RIVIERA MANSION COLLECTION

03RD FLOOR PLAN

MANSION NUMBER | 0305

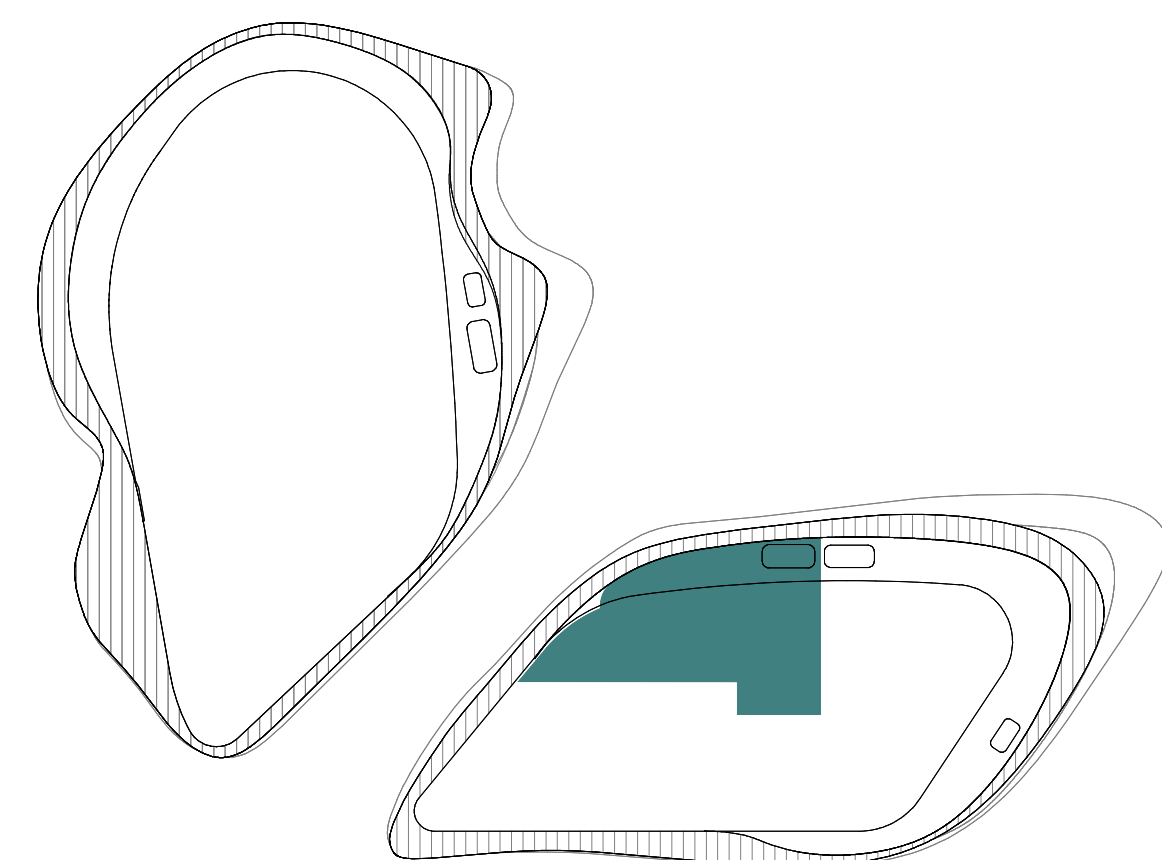
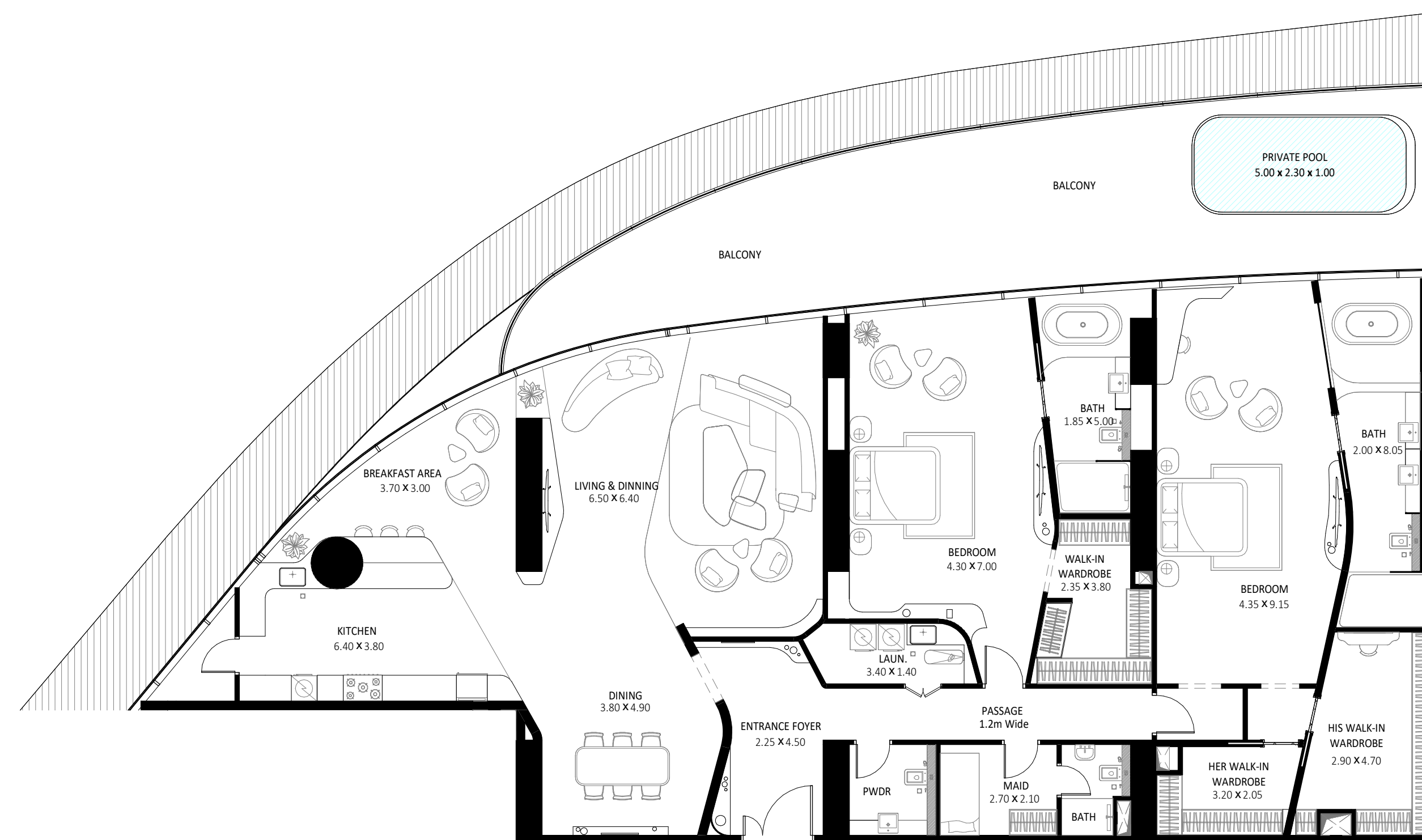
MANSION NAME | CANNES - 2 BEDROOMS MANSION



AREA	SQ. M	SQ. FT
SUITE AREA	304 m ²	3274 ft ²
BALCONY AREA	75 m ²	811 ft ²
TOTAL UNIT AREA	380 m ²	4085 ft ²

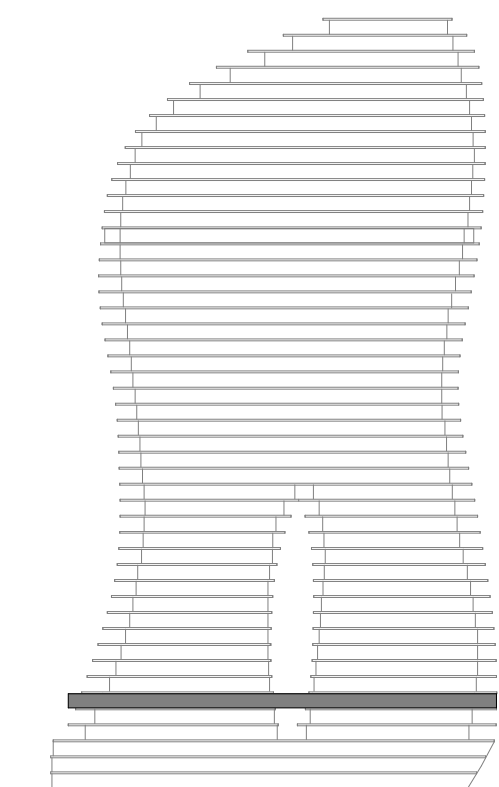
0305 MANSION DESIGN COMPONENTS

ENTRANCE FOYER	11 m ²
PASSAGE	9 m ²
LIVING & DINNING	65 m ²
KITCHEN	34 m ²
HER WALK-IN WARDROBE	6 m ²
HIS WALK-IN WARDROBE	13 m ²
BEDROOM	42 m ²
BEDROOM	35 m ²
WALK-IN WARDROBE	8 m ²
BATH	16 m ²
BATH	11 m ²
PWDR	4 m ²
LAUN.	5 m ²
STORE	2 m ²
MAID	6 m ²
BATH	3 m ²



VIEW ANALYSIS

- BURJ KHALIFA | RIVIERA BEACH | CANAL
- BURJ KHALIFA | RIVIERA BEACH
- RIVIERA BEACH
- DUBAI WATER CANAL | BUSINESS BAY



GENERAL FINISHES	
FLOORING	CALACATTA ORRO + ACCENT OF SOLADITE BLUE MARBLE
SKIRTING	CALACATTA ORRO
WALL	TAN OAK WOOD + DECORATIVE PAINT + CALCATTIA ORRO + SOLADITE BLUE + SHINY CHROME
CEILING	PAINT AND CHROME TRIM
TERRACE	COMPOSITE DECKING

KITCHEN & APPLIANCES	
CABINETS	PLAIN AND FLUTED TAN OAK WOOD WITH STAINLESS STEEL PLATE AND MESH CABINET W/ STAINLESS STEEL PLATE
COUNTER TOP	OPUS WHITE QUARTIZTE
BACK SPLASH	SODALITE BLUE MARBLE
COOKING RANGE	MIELIE / GAGGENAU or equivalent
SINK	UNDERMOUNT STAINLESS STEEL SINK
FRIDGE	MIELIE / GAGENAU or equivalent
DISH WASHER	MIELIE / GAGENAU or equivalent
WASHING MACHINE	MIELIE / GAGENAU or equivalent
MICROWAVE	MIELIE / GAGENAU or equivalent
OVEN	MIELIE / GAGENAU or equivalent
ICE MAKER	MIELIE / GAGENAU or equivalent

BATHROOM SPECIFICATIONS	
FLOORING	CALACATTA ORRO
SKIRTING	CALACATTA ORRO
WALL	CALACATTA ORRO + PLAIN AND FLUTED TAN OAK WOOD + DECORATIVE PAINT + AQUA MARINE FLUTED GLASS
CEILING	PAINT & BRUSHED CHROME TRIM
WASHBASIN	MARBLE / KOHLER or TOTO or equivalent
WC	KOHLER or TOTO or equivalent
SHOWER BOX	Dornbracht, hansgrohe or equivalent
BATHTUB	KOHLER or TOTO or equivalent
JACUZZI	KOHLER or TOTO or equivalent

GENERAL SPECIFICATIONS	
DOORS MATERIALS	TAN OAK
DOORS IRONMONGERY	CUSTOMIZED CHROME PLATE
CURTAIN WALLS	
WARDROBES PANELS	TAN OAK WOOD W/ FRAMED CHROME GLASS DOOR
WARDROBES HINGES	

■ PRIVATE POOL : 2.30 X 5.00 X 1.00

Disclaimer:

- The mentioned areas are approximate and may be subject to minor modifications upon completion of finishing and installation of services.
- The specific brands of finishing materials, sanitary ware, and appliances are subject to market availability, and equivalent alternatives may be provided as necessary.